
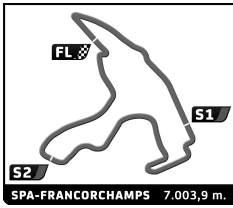


SPA EURO RACE

LOTUS CUP UK - LOTUS ELISE TROPHY
Results Booklet





LOTUS CUP UK - LOTUS ELISE TROPHY

SPA EURO RACE

QUALIFYING

Final Classification

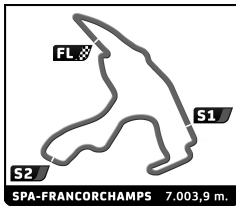
Nr.	Drivers	Team	Car	Cl	Time	Lap	Total	Gap	Kph
1	64 A. MACKAY	www.track-club.com	LOTUS EXIGE V6 CUPR	SPS	2:36.858	4	9	-	160.7
2	69 R. SAVAGE	Perrys	LOTUS 2-ELEVEN	SPS	2:37.403	3	11	+0.545	160.2
3	15 A. KNIGHT / -.	www.track-club.com	LOTUS EXIGE V6 CUPR	SPS	2:37.416	3	6	+0.558	160.2
4	29 J. BAKER	Peoplesource	ELISE S2 HONDA	SPS	2:38.675	3	8	+1.817	158.9
5	72 A. BALON	www.track-club.com	LOTUS EXIGE V6 CUPR	SPS	2:38.984	3	10	+2.126	158.6
6	80 S. TRAIN	Leistung Auto	LOTUS 2-ELEVEN	SPS	2:40.097	8	10	+3.239	157.5
7	44 A. WRIGHT	SpeedLogic Motorsport	EXIGE S1 HONDA	SPS	2:41.625	10	10	+4.767	156.0
8	39 S. DEACON	Datum Motorsport	LOTUS 2-ELEVEN	SPS	2:42.702	9	10	+5.844	155.0
9	77 M. MILLER / P. BRITTEN	Millers Bakery	LOTUS EXIGE V6 CUPR	SPS	2:44.298	6	9	+7.440	153.5
10	24 I. FENWICK	Poolcare Leisure	EXIGE S1 HONDA	SPS	2:48.294	4	5	+11.436	149.8
11	9 A. GORE	findmeagift.com	LOTUS ELISE S2	PRO	2:49.259	6	10	+12.401	149.0
12	71 D. CAMPBELL	www.track-club.com	LOTUS EXIGE V6 CUPR	SPS	2:49.269	7	11	+12.411	149.0
13	7 D. MCNULTY	AbleCareGroup.com	LOTUS EXIGE V6 CUPR	SPS	2:49.558	9	9	+12.700	148.7
14	116 F. HETHERINGTON	EMH Motorsport	LOTUS ELISE S2	PRO	2:50.654	6	10	+13.796	147.8
15	85 S. RATCLIFF	www.track-club.com	LOTUS ELISE CUP R	PRO	2:51.213	10	10	+14.355	147.3
16	66 P. MANDELÍK	DATASYS	LOTUS EXIGE	INV	2:51.755	3	8	+14.897	146.8
17	89 M. FRIED / P. KREJČI	Exponex s.r.o.	LOTUS EXIGE	INV	2:51.819	5	10	+14.961	146.7
18	65 J. LAMASTER / L. MAZZA	Datum Motorsport	LOTUS ELISE S2	PRO	2:52.632	9	9	+15.774	146.1
19	47 A. BALL	Applecado.co.uk	LOTUS ELISE S1	PRO	2:52.881	8	11	+16.023	145.8
20	11 J. MCINULTY	AbleCare	LOTUS ELISE S2	PRO	2:53.592	7	10	+16.734	145.2
21	27 M. JESSOP	Rob Boston	LOTUS ELISE CUP R	PRO	2:54.738	4	6	+17.880	144.3
22	10 D. ALEXANDER	Densy Developments Ltd	LOTUS ELISE S1	PRO	2:55.210	6	10	+18.352	143.9
23	54 S. OAKLEY	SO Motorsport & Stratton Quickfit	LOTUS ELISE S2	PRO	2:56.673	6	10	+19.815	142.7
24	12 S. WALPOLE	www.plan1-tech.co.uk	LOTUS ELISE 111R	PRO	2:56.870	8	8	+20.012	142.6
25	111 M. NOAKES / R. ANDERSON	Mission Motorsport	LOTUS ELISE S2	PRO	3:01.181	7	8	+24.323	139.2
26	90 P. MANSFIELD	Lotus Elise	Lotus Elise	PRO	3:02.092	6	8	+25.234	138.5
27	88 P. KREJČI / M. FRIED	Exponex s.r.o.	LOTUS ELISE	PRO	3:06.890	7	8	+30.032	134.9

Fastest Lap Lap 4 Adam MACKAY 2:36.858 160.7 Kph

Published at:

Track Status: **DRY**

Stewards:	Timekeeper:
-----------	-------------



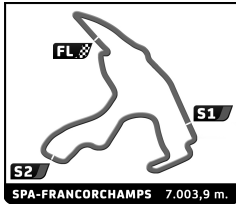
LOTUS CUP UK - LOTUS ELISE TROPHY

SPA EURO RACE

QUALIFYING

Best Sector Times


SECTOR 1			SECTOR 2			SECTOR 3			Pos	Team	Cl	Ideal Lap	Best Lap
Pos	Driver	Time	Driver	Time	Driver	Time							
1	64 A.MACKAY	44.448	69 R.SAVAGE	1:11.449	64 A.MACKAY	40.180	1	64 www.track-club.com	SPS	2:36.568	2:36.858	(1)	
2	15 A.KNIGHT	44.712	64 A.MACKAY	1:11.940	69 R.SAVAGE	40.244	2	69 Perrys	SPS	2:36.660	2:37.403	(2)	
3	69 R.SAVAGE	44.967	15 A.KNIGHT	1:12.072	15 A.KNIGHT	40.604	3	15 www.track-club.com	SPS	2:37.388	2:37.416	(3)	
4	72 A.BALON	45.217	29 J.BAKER	1:12.265	29 J.BAKER	40.698	4	29 Peoplesource	SPS	2:38.254	2:38.675	(4)	
5	29 J.BAKER	45.291	72 A.BALON	1:12.514	72 A.BALON	40.737	5	72 www.track-club.com	SPS	2:38.468	2:38.984	(5)	
6	44 A.WRIGHT	45.819	80 S.TRAIN	1:12.882	80 S.TRAIN	41.056	6	80 Leistung Auto	SPS	2:39.889	2:40.097	(6)	
7	80 S.TRAIN	45.951	44 A.WRIGHT	1:13.549	39 S.DEACON	41.482	7	44 SpeedLogic Motorsport	SPS	2:41.000	2:41.625	(7)	
8	39 S.DEACON	46.334	39 S.DEACON	1:14.855	44 A.WRIGHT	41.632	8	39 Datum Motorsport	SPS	2:42.671	2:42.702	(8)	
9	77 M.MILLER	46.556	77 M.MILLER	1:15.807	77 M.MILLER	41.915	9	77 Millers Bakery	SPS	2:44.278	2:44.298	(9)	
10	71 D.CAMPBELL	48.030	9 A.GORE	1:16.060	24 I.FENWICK	43.236	10	24 Poolcare Leisure	SPS	2:48.268	2:48.294	(10)	
11	24 I.FENWICK	48.134	^F .HETHERINGTON	1:16.345	7 D.MCNULTY	43.334	11	7 AbleCareGroup.com	SPS	2:48.667	2:49.558	(13)	
12	7 D.MCNULTY	48.645	85 S.RATCLIFF	1:16.456	71 D.CAMPBELL	43.474	12	71 www.track-club.com	SPS	2:49.033	2:49.269	(12)	
13	66 P.MANDELÍK	49.198	7 D.MCNULTY	1:16.688	66 P.MANDELÍK	43.727	13	9 findmeagiff.com	PRO	2:49.231	2:49.259	(11)	
14	9 A.GORE	49.318	24 I.FENWICK	1:16.898	9 A.GORE	43.853	14	66 DATASYS	INV	2:49.976	2:51.755	(16)	
15	89 M.FRIED	49.558	66 P.MANDELÍK	1:17.051	89 M.FRIED	44.153	15	116 EMH Motorsport	PRO	2:50.441	2:50.654	(14)	
16	^F .HETHERINGTON	49.894	65 J.LAMASTER	1:17.112	^F .HETHERINGTON	44.202	16	85 www.track-club.com	PRO	2:51.077	2:51.213	(15)	
17	85 S.RATCLIFF	50.328	11 J.MCINULTY	1:17.422	47 A.BALL	44.233	17	89 Exponex s.r.o.	INV	2:51.475	2:51.819	(17)	
18	27 M.JESSOP	50.475	71 D.CAMPBELL	1:17.529	85 S.RATCLIFF	44.293	18	65 Datum Motorsport	PRO	2:52.316	2:52.632	(18)	
19	47 A.BALL	50.543	47 A.BALL	1:17.577	65 J.LAMASTER	44.564	19	47 Applecado.co.uk	PRO	2:52.353	2:52.881	(19)	
20	65 J.LAMASTER	50.640	89 M.FRIED	1:17.764	11 J.MCINULTY	44.844	20	11 AbleCare	PRO	2:52.906	2:53.592	(20)	
21	11 J.MCINULTY	50.640	12 S.WALPOLE	1:18.579	27 M.JESSOP	44.938	21	27 Rob Boston	PRO	2:54.220	2:54.738	(21)	
22	10 D.ALEXANDER	50.995	10 D.ALEXANDER	1:18.775	10 D.ALEXANDER	45.265	22	10 Densy Developments Ltd	PRO	2:55.035	2:55.210	(22)	
23	54 S.OAKLEY	51.755	27 M.JESSOP	1:18.807	12 S.WALPOLE	45.632	23	54 SO Motorsport & Stratton Quickfit	PRO	2:56.575	2:56.673	(23)	
24	111 M.NOAKES	52.528	54 S.OAKLEY	1:18.932	54 S.OAKLEY	45.888	24	12 www.plant-tech.co.uk	PRO	2:56.870	2:56.870	(24)	
25	12 S.WALPOLE	52.659	111 M.NOAKES	1:21.255	111 M.NOAKES	46.433	25	111 Mission Motorsport	PRO	3:00.216	3:01.181	(25)	
26	88 P.KREJČI	55.749	88 P.KREJČI	1:22.082	88 P.KREJČI	48.429	26	88 Exponex s.r.o.	PRO	3:06.260	3:06.890	(26)	



LOTUS CUP UK - LOTUS ELISE TROPHY
SPA EURO RACE
QUALIFYING

Fastest Lap Sequence

Practice Time	Team	Car	Class	Driver	Time	Kph	Lap
5:23.376	64 www.track-club.com	LOTUS EXIGE V6 CUPR	SPS	Adam MACKAY	2:37.828	159.8	2
8:00.631	64 www.track-club.com	LOTUS EXIGE V6 CUPR	SPS	Adam MACKAY	2:37.255	160.3	3
10:37.489	64 www.track-club.com	LOTUS EXIGE V6 CUPR	SPS	Adam MACKAY	2:36.858	160.7	4




LOTUS CUP UK - LOTUS ELISE TROPHY

SPA EURO RACE

QUALIFYING

Analysis

Personal Best							Session Best							B Crossing the finish line in pit lane																																																																									
Lap	D	Time	Sector 1	Sector 2	Sector 3	Kph	Elapsed	Lap	D	Time	Sector 1	Sector 2	Sector 3	Kph	Elapsed	Lap	D	Time	Sector 1	Sector 2	Sector 3	Kph	Elapsed																																																																
7 AbleCareGroup.com LOTUS EXIGE V6 CUPR																																																																																							
1.David MCNULTY SPS																																																																																							
1	1	3:30.376	1:14.127	1:28.005	48.244	74.5	3:30.376	3	1	2:58.591	52.882	1:19.234	46.475	87.7	9:54.351	4	1	4:02.411 B	1:42.504	1:22.593	57.314	64.6	13:56.762	5	1	4:36.879	2:30.906	1:19.709	46.264	56.6	18:33.641	6	1	3:22.247 B	57.437	1:26.494	58.316	77.4	21:55.888	7	1	6:56.260	4:48.966	1:20.538	46.756	37.6	28:52.148	8	1	2:56.870	52.659	1:18.579	45.632	88.6	31:49.018																																
9 findmeagift.com LOTUS ELISE S2																																																																																							
1.Adam GORE PRO																																																																																							
1	1	3:03.942	58.642	1:20.159	45.141	85.1	3:03.942	1	1	2:46.864	48.843	1:16.642	41.379	93.8	2:46.864	2	1	2:37.874	44.712	1:12.322	40.840	99.2	5:24.738	3	1	2:37.416	44.740	1:12.072	40.604	99.5	8:02.154	4	1	2:43.437	46.632	1:14.907	41.898	95.8	10:45.591	5	1	2:57.178	50.089	1:16.052	51.037	88.4	13:42.769	6	1	2:52.481 B	45.048	1:12.691	54.742	90.8	16:35.250																																
10 Densy Developments Ltd LOTUS ELISE S1																																																																																							
1.David ALEXANDER PRO																																																																																							
1	1	3:32.303	1:11.920	1:31.453	48.930	73.8	3:32.303	1	1	20:08.394	...	1:22.460	44.277	12.9	20:08.394	2	1	2:50.652	48.985	1:18.431	43.236	91.8	22:59.046	3	1	2:59.342	48.205	1:16.916	54.221	87.3	25:58.388	4	1	2:48.294	48.134	1:16.898	43.262	93.0	28:46.682	5	1	2:49.362	48.185	1:17.646	43.531	92.5	31:36.044																																								
11 AbleCare LOTUS ELISE S2																																																																																							
1.Jason MCINULTY PRO																																																																																							
1	1	3:20.552	1:08.037	1:25.790	46.725	78.1	3:20.552	1	1	3:08.843	1:01.637	1:22.011	45.195	82.9	3:08.843	2	1	2:56.059	51.094	1:19.837	45.128	88.9	6:04.902	3	1	2:57.886	50.828	1:21.882	45.176	88.0	9:02.788	4	1	2:54.738	50.475	1:18.807	45.456	89.6	11:57.526	5	1	3:18.771	50.971	1:35.152	52.648	78.8	15:16.297	6	1	2:59.276	50.849	1:23.489	44.938	87.3	18:15.573																																
12 www.plant-tech.co.uk LOTUS ELISE 111R																																																																																							
1.Seth WALPOLE PRO																																																																																							
1	1	3:51.848	1:20.823	1:39.082	51.943	67.6	3:51.848	1	1	2:48.227	49.723	1:17.137	41.367	93.1	2:48.227	2	1	2:38.859	45.807	1:12.354	40.698	98.6	5:27.086	3	1	2:38.675	45.291	1:12.265	41.119	98.7	8:05.761	4	1	2:41.293	46.019	1:13.974	41.300	97.1	10:47.054	5	1	2:42.582	45.760	1:13.217	43.605	96.3	13:29.636	6	1	2:53.829	46.017	1:22.718	45.094	90.1	16:23.465	7	1	2:43.294	45.833	1:12.401	45.060	95.9	19:06.759	8	1	3:04.348 B	46.507	1:23.431	54.410	85.0	22:11.107																
15 www.track-club.com LOTUS EXIGE V6 CUPR																																																																																							
1.Adam KNIGHT SPS																																																																																							
1	1	3:01.523	50.914	1:22.891	47.718	86.3	6:31.899	1	1	2:42.827	49.723	1:17.137	41.367	93.1	2:42.827	2	1	2:52.800	49.187	1:19.498	44.115	90.6	25:31.441	3	1	2:50.942	49.690	1:16.776	44.476	91.6	8:53.954	4	1	2:50.561	49.235	1:17.728	43.598	91.8	12:15.435	5	1	3:06.179 B	48.645	1:17.352	1:00.182	84.1	15:21.614	6	1	7:17.027	5:15.417	1:17.891	43.719	35.8	22:38.641	7	1	2:52.800	49.187	1:19.498	44.115	90.6	25:31.441	8	1	2:50.124	49.106	1:17.684	43.334	92.0	28:21.565	9	1	2:49.558	48.742	1:16.688	44.128	92.3	31:11.123								
24 Poolcare Leisure EXIGE S1 HONDA																																																																																							
1.Ian FENWICK SPS																																																																																							
1	1	3:01.251	52.197	1:22.346	46.708	86.4	9:38.175	1	1	2:48.227	49.723	1:17.137	41.367	93.1	2:48.227	2	1	3:00.685	52.710	1:21.771	46.204	86.6	12:38.860	3	1	2:59.342	48.205	1:16.916	54.221	87.3	25:58.388	4	1	3:00.251	52.197	1:22.346	46.708	86.4	9:38.175	5	1	2:57.972	52.504	1:19.833	45.635	88.0	15:36.832	6	1	2:55.210	51.170	1:18.775	45.265	89.4	18:32.042	7	1	2:56.489	50.995	1:20.096	45.398	88.7	21:28.531	8	1	2:56.891	51.594	1:19.086	46.211	88.5	24:25.422	9	1	2:56.862	52.409	1:18.840	45.613	88.6	27:22.284	10	1	2:57.283	51.942	1:20.024	45.317	88.3	30:19.567
27 Rob Boston LOTUS ELISE CUP R																																																																																							
1.Mark JESSOP PRO																																																																																							
1	1	3:01.251	52.197	1:22.346	46.708	86.4	9:38.175	1	1	2:48.227	49.723	1:17.137	41.367	93.1	2:48.227	2	1	2:57.886	50.828	1:21.882	45.176	88.0	9:02.788	3	1	2:59.342	48.205	1:16.916	54.221	87.3	25:58.388	4	1	2:54.738	50.475	1:18.807	45.456	89.6	11:57.526	5	1	3:18.771	50.971	1:35.152	52.648	78.8	15:16.297	6	1	2:59.276	50.849	1:23.489	44.938	87.3	18:15.573																																
29 Peoplesource ELISE S2 HONDA																																																																																							
1.Jason BAKER SPS																																																																																							
1	1	3:01.251	52.197	1:22.346	46.708	86.4	9:38.175	1	1	2:48.227	49.723	1:17.137	41.367	93.1	2:48.227	2	1	2:57.886	50.828	1:21.882	45.176	88.0	9:02.788	3	1	2:59.342	48.205	1:16.916	54.221	87.3	25:58.388	4	1	2:54.738	50.475	1:18.807	45.456	89.6	11:57.526	5	1	3:18.771	50.971	1:35.152	52.648	78.8	15:16.297	6	1	2:59.276	50.849	1:23.489	44.938	87.3	18:15.573																																
39 Datum Motorsport LOTUS 2-ELEVEN																																																																																							
1.Simon DEACON SPS																																																																																							
1	1	3:01.251	52.197	1:22.346	46.708	86.4	9:38.175	1	1	2:48.227	49.723	1:17.137	41.367	93.1	2:48.227	2	1	2:57.886	50.828	1:21.882	45.176	88.0	9:02.788	3	1	2:59.342	48.205	1:16.916	54.221	87.3	25:58.388	4	1	2:54.738	50.475	1:18.807	45.456	89.6	11:57.526	5	1	3:18.771	50.971	1:35.152	52.648	78.8	15:16.297	6	1	2:59.276	50.849	1:23.489	44.938	87.3	18:15.573																																



LOTUS CUP UK - LOTUS ELISE TROPHY


SPA EURO RACE

QUALIFYING

Analysis

■ Personal Best
 ■ Session Best
 ■ B Crossing the finish line in pit lane

Lap	D	Time	Sector 1	Sector 2	Sector 3	Kph	Elapsed	Lap	D	Time	Sector 1	Sector 2	Sector 3	Kph	Elapsed
44 SpeedLogic Motorsport 1.Andrew WRIGHT EXIGE S1 HONDA SPS															
10	1	2:43.095	46.464	1:14.926	41.705	96.0	30:25.284								
1	1	3:34.544	1:14.209	1:30.523	49.812	73.0	3:34.544								
2	1	3:10.900 B	51.262	1:25.061	54.577	82.0	6:45.444								
3	1	4:08.204	2:04.252	1:19.694	44.258	63.1	10:53.648								
4	1	2:50.303	48.035	1:18.371	43.897	92.0	13:43.951								
5	1	2:53.050 B	46.593	1:16.928	49.529	90.5	16:37.001								
6	1	4:20.521	2:22.615	1:15.872	42.034	60.1	20:57.522								
7	1	2:43.726	46.354	1:15.740	41.632	95.6	23:41.248								
8	1	2:43.116	45.871	1:15.235	42.010	96.0	26:24.364								
9	1	2:41.712	46.163	1:13.901	41.648	96.8	29:06.076								
10	1	2:41.625	45.819	1:13.549	42.257	96.9	31:47.701								
47 Appledaco.co.uk 1.Alex BALL LOTUS ELISE S1 PRO															
1	1	3:38.702	1:16.973	1:30.737	50.992	71.6	3:38.702								
2	1	2:54.785	51.433	1:19.092	44.260	89.6	6:33.487								
3	1	2:53.591	51.134	1:18.224	44.233	90.2	9:27.078								
4	1	2:54.756	50.588	1:18.317	45.851	89.6	12:21.834								
5	1	2:58.175	52.991	1:19.188	45.996	87.9	15:20.009								
6	1	2:53.221	50.543	1:18.203	44.475	90.4	18:13.230								
7	1	2:59.837	51.194	1:21.049	47.594	87.1	21:13.067								
8	1	2:52.881	50.734	1:17.577	44.570	90.5	24:05.948								
9	1	2:55.683	51.078	1:19.964	44.641	89.1	27:01.631								
10	1	2:56.515	50.722	1:18.383	47.410	88.7	29:58.146								
11	1	3:15.918 B	50.849	1:18.214	1:06.855	79.9	33:14.064								
54 SO Motorsport & Stratton Quickfit 1.Simon OAKLEY LOTUS ELISE S2 PRO															
1	1	3:28.323	1:15.678	1:24.965	47.680	75.1	3:28.323								
2	1	2:57.757	52.152	1:19.717	45.888	88.1	6:26.080								
3	1	2:57.343	51.941	1:19.474	45.928	88.3	9:23.423								
4	1	2:59.134	52.809	1:19.477	46.848	87.4	12:22.557								
5	1	2:59.383	52.478	1:20.882	46.023	87.3	15:21.940								
6	1	2:56.673	51.755	1:18.932	45.986	88.6	18:18.613								
7	1	3:02.823	52.873	1:23.528	46.422	85.6	21:21.436								
8	1	2:57.542	52.067	1:19.193	46.282	88.2	24:18.978								
9	1	2:58.352	52.181	1:19.956	46.215	87.8	27:17.330								
10	1	2:57.959	52.109	1:19.757	46.093	88.0	30:15.289								
64 www.track-club.com 1.Adam MACKAY LOTUS EXIGE V6 CUPR SPS															
1	1	2:45.548	48.243	1:15.784	41.521	94.6	2:45.548								
2	1	2:37.828	44.617	1:13.031	40.180	99.2	5:23.376								
3	1	2:37.255	45.104	1:11.940	40.211	99.6	8:00.631								
4	1	2:36.858	44.448	1:12.166	40.244	99.8	10:37.489								
5	1	2:37.303	44.730	1:12.268	40.305	99.6	13:14.792								
6	1	2:53.621 B	49.420	1:15.665	48.536	90.2	16:08.413								
7	1	4:05.897	2:11.459	1:13.392	41.046	63.6	20:14.310								
8	1	2:37.729	44.678	1:12.522	40.529	99.3	22:52.039								
9	1	2:50.768 B	44.612	1:13.841	52.315	91.7	25:42.807								
65 Datum Motorsport 1.John LAMASTER 2.Luigi MAZZA LOTUS ELISE S2 PRO															
1	1	3:23.408 B	1:04.217	1:24.123	55.068	77.0	3:23.408								
2	1	5:14.984	3:11.895	1:18.025	45.064	49.7	8:38.392								
3	1	2:53.546	51.340	1:17.248	44.958	90.2	11:31.938								
4	1	2:53.824	51.307	1:17.787	44.730	90.1	14:25.762								
5	1	2:52.944	50.923	1:17.112	44.909	90.5	17:18.706								
6	1	3:00.837 B	50.640	1:17.231	52.966	86.6	20:19.543								
7	1	4:17.375	2:14.913	1:17.152	45.310	60.8	24:36.918								
8	1	2:53.466	50.745	1:17.236	45.485	90.3	27:30.384								
9	1	2:52.632	50.740	1:17.328	44.564	90.7	30:23.016								
66 DATASYS 1.Petr MANDELÍK LOTUS EXIGE INV															
1	1	3:49.226	1:23.112	1:37.298	48.816	68.3	3:49.226								
2	1	2:53.794	51.992	1:17.051	44.751	90.1	6:43.020								
3	1	2:51.755	50.103	1:17.082	44.570	91.2	9:34.775								
4	1	2:51.943	50.622	1:17.594	43.727	91.0	12:26.718								
5	1	2:52.152	49.880	1:18.340	43.932	91.0	15:18.870								
6	1	2:52.992	49.198	1:18.642	45.152	90.5	18:11.862								
7	1	3:37.189	1:02.226	1:40.373	54.590	72.1	21:49.051								
8	1	4:35.566 B	57.369	2:30.214	1:07.983	56.8	26:24.617								
69 Perrys 1.Ryan SAVAGE LOTUS 2-ELEVEN SPS															
1	1	3:05.813	1:06.241	1:18.588	40.984	84.3	3:05.813								
2	1	2:38.731	46.286	1:12.032	40.413	98.6	5:44.544								
3	1	2:37.403	45.673	1:11.449	40.281	99.5	8:21.947								
4	1	3:02.235 B	49.154	1:16.521	56.560	85.9	11:24.182								
5	1	4:18.144	2:22.629	1:14.668	40.847	60.7	15:42.326								
6	1	2:40.057	44.967	1:14.209	40.881	97.8	18:22.383								
7	1	2:38.380	45.823	1:12.270	40.287	98.9	21:00.763								
8	1	2:38.901	45.659	1:12.770	40.472	98.6	23:39.664								
9	1	2:38.125	45.471	1:12.319	40.335	99.1	26:17.789								
10	1	2:55.523	52.702	1:21.413	41.408	89.2	29:13.312								
11	1	2:38.205	45.326	1:12.635	40.244	99.0	31:51.517								
71 www.track-club.com 1.Douglas CAMPBELL LOTUS EXIGE V6 CUPR SPS															
1	1	3:13.873	1:03.708	1:25.030	45.135	80.8	3:13.873								
2	1	2:54.031	49.154	1:20.786	44.091	90.0	6:07.904								
3	1	2:52.026	48.607	1:19.798	43.621	91.0	8:59.930								
4	1	2:50.927	48.498	1:18.099	44.330	91.6	11:50.857								
5	1	2:53.115	48.479	1:20.791	43.845	90.4	14:43.972								
6	1	2:50.583	48.030	1:18.063	44.490	91.8	17:34.555								
7	1	2:49.269	48.266	1:17.529	43.474	92.5	20:23.824								
8	1	2:49.750	48.128	1:17.603	44.019	92.2	23:13.574								
9	1	2:51.058	48.054	1:17.875	45.129	91.5	26:04.632								
10	1	2:50.704	48.329	1:18.826	43.549	91.7	28:55.336								
11	1	2:51.123	49.084	1:17.837	44.202	91.5	31:46.459								
72 www.track-club.com 1.Adam BALON LOTUS EXIGE V6 CUPR SPS															
1	1	2:44.170	45.872	1:16.558	41.740	95.4	2:44.170								
2	1	2:39.676	45.784	1:12.654	41.238	98.1	5:23.846								



LOTUS CUP UK - LOTUS ELISE TROPHY


SPA EURO RACE

QUALIFYING

Analysis

■ Personal Best
 ■ Session Best
 B Crossing the finish line in pit lane

Lap	D	Time	Sector 1	Sector 2	Sector 3	Kph	Elapsed	Lap	D	Time	Sector 1	Sector 2	Sector 3	Kph	Elapsed
77 Millers Bakery LOTUS EXIGE V6 CUPR 1. Marcus MILLER SPS 2. Philip BRITTEN															
1	1	5:10.377 B	2:22.953	1:37.465	1:09.959	50.4	5:10.377								
2	1	7:03.521	5:02.163	1:17.934	43.424	36.9	12:13.898								
3	1	2:47.773	47.970	1:17.271	42.532	93.3	15:01.671								
4	1	2:45.528	46.733	1:16.227	42.568	94.6	17:47.199								
5	1	2:52.010	46.556	1:18.602	46.852	91.0	20:39.209								
6	1	2:44.298	46.576	1:15.807	41.915	95.3	23:23.507								
7	1	2:50.914	47.159	1:20.280	43.475	91.6	26:14.421								
8	1	2:45.899	46.733	1:15.810	43.356	94.4	29:00.320								
9	1	2:46.933	46.605	1:18.075	42.253	93.8	31:47.253								
80 Leistung Auto LOTUS 2-ELEVEN 1. Steven TRAIN SPS															
1	1	3:18.215	1:06.693	1:25.876	45.646	79.0	3:18.215								
2	1	2:46.320	46.768	1:17.225	42.327	94.1	6:04.535								
3	1	2:41.519	46.596	1:13.671	41.252	96.9	8:46.054								
4	1	3:02.469 B	46.703	1:20.360	55.406	85.8	11:48.523								
5	1	3:46.913	1:47.544	1:16.509	42.860	69.0	15:35.436								
6	1	2:45.444	46.364	1:16.717	42.363	94.6	18:20.880								
7	1	2:42.999	47.647	1:14.296	41.056	96.1	21:03.879								
8	1	2:40.097	45.951	1:12.882	41.264	97.8	23:43.976								
9	1	2:51.391	46.070	1:13.264	52.057	91.4	26:35.367								
10	1	2:50.873 B	46.524	1:13.073	51.276	91.7	29:26.240								
85 www.track-club.com LOTUS ELISE CUP R 1. Stuart RATCLIFF PRO															
1	1	3:06.196	59.778	1:20.985	45.433	84.1	3:06.196								
2	1	2:53.434	50.328	1:18.435	44.671	90.3	5:59.630								
3	1	2:54.732	50.472	1:18.591	45.669	89.6	8:54.362								
4	1	2:53.402	51.086	1:17.460	44.856	90.3	11:47.764								
5	1	2:52.363	50.600	1:17.164	44.599	90.9	14:40.127								
6	1	3:03.226 B	50.833	1:17.833	54.560	85.5	17:43.353								
7	1	4:27.292	2:23.457	1:19.057	44.778	58.5	22:10.645								
8	1	2:52.152	50.696	1:17.163	44.293	91.0	25:02.797								
9	1	2:51.860	50.875	1:16.673	44.312	91.1	27:54.657								
10	1	2:51.213	50.336	1:16.456	44.421	91.5	30:45.870								
88 Exponex s.r.o. LOTUS ELISE 1. Petr KREJCI PRO 2. Marek FRIED															
1	1	4:39.061	2:19.024	1:29.271	50.766	56.1	4:39.061								
2	1	3:09.647	56.611	1:23.518	49.518	82.6	7:48.708								
3	1	3:09.204	56.320	1:24.000	48.884	82.8	10:57.912								
4	1	3:07.960	55.978	1:22.964	49.018	83.3	14:05.872								
5	1	3:07.695	56.081	1:22.698	48.916	83.4	17:13.567								
6	1	3:08.150	55.991	1:23.352	48.807	83.2	20:21.717								
7	1	3:06.890	56.379	1:22.082	48.429	83.8	23:28.607								
89 Exponex s.r.o. LOTUS EXIGE 1. Marek FRIED INV 2. Petr KREJCI															
1	1	3:52.061	1:30.950	1:30.924	50.187	67.5	3:52.061								
2	1	2:55.017	50.920	1:19.218	44.879	89.5	6:47.078								
3	1	2:53.494	50.395	1:17.807	45.292	90.2	9:40.572								
4	1	2:55.218	50.426	1:20.309	44.483	89.4	12:35.790								
5	1	2:51.819	49.799	1:17.764	44.256	91.1	15:27.609								
6	1	2:54.777	51.267	1:19.275	44.235	89.6	18:22.386								
7	1	3:04.805	49.558	1:26.398	48.849	84.7	21:27.191								
8	1	2:54.353	50.759	1:19.441	44.153	89.8	24:21.544								
9	1	2:52.343	49.997	1:18.171	44.175	90.9	27:13.887								
10	1	3:17.593 B	51.686	1:27.098	58.809	79.2	30:31.480								
111 Mission Motorsport LOTUS ELISE S2 1. Matt NOAKES PRO 2. Russ ANDERSON															
1	1	3:40.770	1:19.004	1:30.561	51.205	70.9	3:40.770								
2	1	3:36.870 B	56.136	1:38.494	1:02.240	72.2	7:17.640								
3	1	4:58.329	2:42.702	1:26.204	49.423	52.5	12:15.969								
4	1	3:09.339	54.711	1:26.818	47.810	82.7	15:25.308								
5	1	3:04.923	53.342	1:24.584	46.997	84.6	18:30.231								
6	1	3:02.404	52.688	1:22.715	47.001	85.8	21:32.635								
7	1	3:01.181	52.771	1:21.977	46.433	86.4	24:33.816								
8	1	3:09.561 B	52.528	1:21.255	55.778	82.6	27:43.377								
116 EMH Motorsport LOTUS ELISE S2 1. Freddie HETHERINGTON PRO															
1	1	3:05.004	59.268	1:20.969	44.767	84.6	3:05.004								
2	1	2:52.287	50.607	1:17.093	44.587	90.9	5:57.291								
3	1	2:51.447	50.772	1:16.473	44.202	91.4	8:48.738								
4	1	2:51.335	50.088	1:16.345	44.902	91.4	11:40.073								
5	1	2:50.760	50.141	1:16.415	44.204	91.7	14:30.833								
6	1	2:50.654	49.894	1:16.389	44.371	91.8	17:21.487								
7	1	3:01.680	50.044	1:24.774	46.862	86.2	20:23.167								
8	1	3:02.155	53.380	1:21.642	47.133	85.9	23:25.322								
9	1	2:51.821	50.454	1:16.649	44.718	91.1	26:17.143								
10	1	3:12.909 B	50.547	1:19.417	1:02.945	81.2	29:30.052								



LOTUS CUP UK - LOTUS ELISE TROPHY
SPA EURO RACE
RACE 1 (30')


Amended

SPA-FRANCORCHAMPS 7.003,9 m. Starting Grid

3:06.890	Petr KREJCI	Exponex s.r.o.	88	- 19 -			
3:01.181	Matt NOAKES	Mission Motorsport	111	- 18 -	90		3:02.092 Peter MANSFIELD
2:56.673	Simon OAKLEY	SO Motorsport & Stratton Quickfit	54	- 17 -	12	www.plant-tech.co.uk	2:56.870 Seth WALPOLE
2:54.738	Mark JESSOP	Rob Boston	27	- 16 -	10	Densy Developments Ltd	2:55.210 David ALEXANDER
2:52.881	Alex BALL	Applecado.co.uk	47	- 15 -	11	AbleCare	2:53.592 Jason MCINULTY
2:51.213	Stuart RATCLIFF	www.track-club.com	85	- 14 -	65	Datum Motorsport	2:52.632 Luigi MAZZA
2:49.259	Adam GORE	findmeagift.com	9	- 13 -	116	EMH Motorsport	2:50.654 Freddie HETHERINGTON
				- 12 -			
				- 11 -			
				- 10 -			
				- 9 -			
				- 8 -			
2:51.755	Petr MANDELÍK	DATASYS	66	- 7 -	89	Exponex s.r.o.	2:51.819 Marek FRIED
2:49.269	Douglas CAMPBELL	www.track-club.com	71	- 6 -	7	AbleCareGroup.com	2:49.558 David MCNULTY
2:44.298	Marcus MILLER	Millers Bakery	77	- 5 -	24	Poolcare Leisure	2:48.294 Ian FENWICK
2:41.625	Andrew WRIGHT	SpeedLogic Motorsport	44	- 4 -	39	Datum Motorsport	2:42.702 Simon DEACON
2:38.984	Adam BALON	www.track-club.com	72	- 3 -	80	Leistung Auto	2:40.097 Steven TRAIN
2:37.416	Adam KNIGHT	www.track-club.com	15	- 2 -	29	Peoplesource	2:38.675 Jason BAKER
2:36.858	Adam MACKAY	www.track-club.com	64	- 1 -	69	Perrys	2:37.403 Ryan SAVAGE

Pole

Stewards:	Timekeeper:
------------------	--------------------



LOTUS CUP UK - LOTUS ELISE TROPHY

SPA EURO RACE

RACE 1 ((30'))

Final Classification

Drivers	Team	Vehicle	Class	Laps	Total Time	Gap	Kph	Best Lap		
								Lap	Time	Kph
1 64 Adam MACKAY	www.track-club.com	LOTUS EXIGE V6 CUPR	SPS	12	31:50.535	-	158.4	4	2:37.702	159.9
2 69 Ryan SAVAGE	Perrys	LOTUS 2-ELEVEN	SPS	12	31:59.585	+9.050	157.6	3	2:38.896	158.7
3 15 Adam KNIGHT/-	www.track-club.com	LOTUS EXIGE V6 CUPR	SPS	12	32:05.870	+15.335	157.1	9	2:39.222	158.4
4 72 Adam BALON	www.track-club.com	LOTUS EXIGE V6 CUPR	SPS	12	32:19.881	+29.346	156.0	2	2:39.937	157.7
5 44 Andrew WRIGHT	SpeedLogic Motorsport	EXIGE S1 HONDA	SPS	12	32:40.041	+49.506	154.4	9	2:42.207	155.4
6 39 Simon DEACON	Datum Motorsport	LOTUS 2-ELEVEN	SPS	12	33:06.097	+1:15.562	152.3	9	2:44.290	153.5
7 24 Ian FENWICK	Poolcare Leisure	EXIGE S1 HONDA	SPS	12	33:26.045	+1:35.510	150.8	12	2:45.389	152.5
8 7 David MCNULTY	AbleCareGroup.com	LOTUS EXIGE V6 CUPR	SPS	12	33:27.150	+1:36.615	150.7	9	2:45.607	152.3
9 66 Petr MANDELÍK	DATASYS	LOTUS EXIGE	INV	12	34:43.977	+2:53.442	145.2	6	2:50.633	147.8
10 9 Adam GORE	findmeagift.com	LOTUS ELISE S2	PRO	11	31:53.917	1 Lap	144.9	6	2:50.820	147.6
11 71 Douglas CAMPBELL	www.track-club.com	LOTUS EXIGE V6 CUPR	SPS	11	31:55.258	1 Lap	144.8	6	2:50.753	147.7
12 11 Jason MCINULTY	AbleCare	LOTUS ELISE S2	PRO	11	31:56.555	1 Lap	144.7	9	2:51.349	147.2
13 85 Stuart RATCLIFF	www.track-club.com	LOTUS ELISE CUP R	PRO	11	31:57.639	1 Lap	144.6	9	2:50.886	147.5
14 89 Marek FRIED/Petr KREJŠI	Exponex s.r.o.	LOTUS EXIGE	INV	11	31:59.324	1 Lap	144.5	9	2:51.739	146.8
15 77 Marcus MILLER/Philip BRITTEN	Millers Bakery	LOTUS EXIGE V6 CUPR	SPS	11	32:06.952	1 Lap	143.9	9	2:50.563	147.8
16 116 Freddie HETHERINGTON	EMH Motorsport	LOTUS ELISE S2	PRO	11	32:17.811	1 Lap	143.1	6	2:52.925	145.8
17 47 Alex BALL	Applecado.co.uk	LOTUS ELISE S1	PRO	11	32:22.074	1 Lap	142.8	7	2:52.822	145.9
18 65 John LAMASTER/Luigi MAZZA	Datum Motorsport	LOTUS ELISE S2	PRO	11	32:28.062	1 Lap	142.4	5	2:50.952	147.5
19 54 Simon OAKLEY	SO Motorsport & Stratton Quickfit	LOTUS ELISE S2	PRO	11	32:48.854	1 Lap	140.9	3	2:55.543	143.6
20 10 David ALEXANDER	Densy Developments Ltd	LOTUS ELISE S1	PRO	11	32:51.108	1 Lap	140.7	6	2:54.067	144.9
21 12 Seth WALPOLE	www.plant-tech.co.uk	LOTUS ELISE 111R	PRO	11	33:01.008	1 Lap	140.0	8	2:53.894	145.0
22 111 Matt NOAKES/Russ ANDERSON	Mission Motorsport	LOTUS ELISE S2	PRO	11	33:28.529	1 Lap	138.1	4	2:58.438	141.3
23 88 Petr KREJŠI/Marek FRIED	Exponex s.r.o.	LOTUS ELISE	PRO	11	34:45.790	1 Lap	133.0	4	3:06.212	135.4

Not classified:

29 Jason BAKER	Peoplesource	ELISE S2 HONDA	SPS	4	10:43.677			4	2:39.477	158.1
90 Peter MANSFIELD		Lotus Elise	PRO	4	12:44.402			4	3:03.507	137.4
80 Steven TRAIN	Leistung Auto	LOTUS 2-ELEVEN	SPS	3	8:29.052			2	2:42.895	154.8

Not started

27 Mark JESSOP

Rob Boston LOTUS ELISE CUP R PRO

Pole Position	A. MACKAY	2:36.858	
Fastest Lap	Lap 4 Adam MACKAY	2:37.702	159.9 Kph

CAR 65 - PENALTY OF 30 SECONDS DUE TO NO RESPECT OF TRACK LIMITS

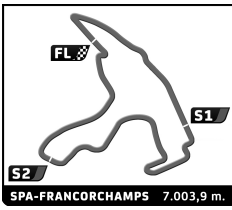
Published at:

Track Status:

DRY

Stewards:

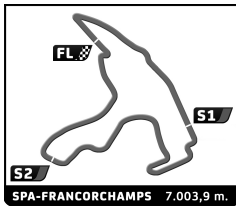
Timekeeper:



LOTUS CUP UK - LOTUS ELISE TROPHY
SPA EURO RACE
RACE 1

Lap Chart


		LAP												
Nr	Pos	Grid	1	2	3	4	5	6	7	8	9	10	11	12
64	1	64	64	64	64	64	64	64	64	64	64	64	64	64
69	2	69	69	69	69	69	69	69	69	69	69	69	69	69
15	3	15	15	15	15	15	15	15	15	15	15	15	15	15
29	4	29	29	29	29	29	72	72	72	72	72	72	72	72
72	5	72	72	72	72	72	44	44	44	44	44	44	44	44
80	6	80	80	80	44	44	39	39	39	39	39	39	39	39
44	7	44	44	44	39	39	24	24	24	7	7	7	24	24
39	8	39	39	39	24	24	7	7	7	24	24	24	7	7
77	9	77	24	24	80	7	71	71	71	71	71	66	66	66
24	10	24	7	7	7	71	66	66	66	66	66	71	9	
71	11	71	66	66	71	66	9	9	9	9	9	9	71	
7	12	7	71	71	89	89	89	85	11	11	11	11	11	
66	13	66	89	89	9	9	11	11	85	65	65	85	85	
89	14	89	77	9	66	11	85	65	65	85	85	65	65	
9	25	9	9	85	11	85	65	89	89	89	89	89	89	
116	26	116	85	77	85	65	77	77	77	77	77	77	77	
85	27	85	65	65	65	116	116	116	116	116	116	116	116	
65		65	11	11	77	77	47	47	47	47	47	47	47	
47		47	116	116	116	47	10	10	10	10	10	54	54	
11		11	54	47	47	10	12	12	12	12	12	12	10	
27		27	47	54	10	54	54	54	54	54	54	10	12	
10		10	10	10	54	12	111	111	111	111	111	111	111	
54		54	12	12	12	111	88	88	88	88	88	88	88	
12		12	111	111	111	90								
111		111	88	90	90	88								
90		90	90	88	88									
88		88												



LOTUS CUP UK - LOTUS ELISE TROPHY
SPA EURO RACE
RACE 1

Best Sector Times

SECTOR 1			SECTOR 2			SECTOR 3			Pos	Team	Cl	Ideal Lap	Best Lap
Pos	Driver	Time	Driver	Time	Driver	Time							
1	64 A.MACKAY	44.511	29 J.BAKER	1:12.555	69 R.SAVAGE	40.421	1	64 www.track-club.com	SPS	2:37.610	2:37.702	(1)	
2	15 A.KNIGHT	44.880	69 R.SAVAGE	1:12.654	64 A.MACKAY	40.438	2	69 Perrys	SPS	2:38.571	2:38.896	(2)	
3	72 A.BALON	45.246	64 A.MACKAY	1:12.661	15 A.KNIGHT	40.925	3	15 www.track-club.com	SPS	2:38.849	2:39.222	(3)	
4	69 R.SAVAGE	45.496	15 A.KNIGHT	1:13.044	29 J.BAKER	41.098	4	29 Peoplesource	SPS	2:39.454	2:39.477	(4)	
5	29 J.BAKER	45.801	72 A.BALON	1:13.550	72 A.BALON	41.139	5	72 www.track-club.com	SPS	2:39.935	2:39.937	(5)	
6	44 A.WRIGHT	45.884	80 S.TRAIN	1:14.553	44 A.WRIGHT	41.575	6	44 SpeedLogic Motorsport	SPS	2:42.060	2:42.207	(6)	
7	39 S.DEACON	46.463	44 A.WRIGHT	1:14.601	80 S.TRAIN	41.760	7	80 Leistung Auto	SPS	2:42.848	2:42.895	(7)	
8	80 S.TRAIN	46.535	7 D.MCNULTY	1:15.199	39 S.DEACON	42.053	8	39 Datum Motorsport	SPS	2:44.023	2:44.290	(8)	
9	24 I.FENWICK	47.144	24 I.FENWICK	1:15.393	24 I.FENWICK	42.255	9	24 Poolcare Leisure	SPS	2:44.792	2:45.389	(9)	
10	77 M.MILLER	47.322	39 S.DEACON	1:15.507	7 D.MCNULTY	42.308	10	7 AbleCareGroup.com	SPS	2:44.970	2:45.607	(10)	
11	7 D.MCNULTY	47.463	66 P.MANDELÍK	1:16.039	89 M.FRIED	43.786	11	66 DATASYS	INV	2:49.657	2:50.633	(12)	
12	71 D.CAMPBELL	47.841	65 L.MAZZA	1:16.729	71 D.CAMPBELL	44.044	12	71 www.track-club.com	SPS	2:50.050	2:50.753	(13)	
13	66 P.MANDELÍK	49.402	11 J.MCINULTY	1:16.752	85 S.RATCLIFF	44.060	13	85 www.track-club.com	PRO	2:50.357	2:50.886	(15)	
14	85 S.RATCLIFF	49.416	9 A.GORE	1:16.775	65 L.MAZZA	44.080	14	77 Millers Bakery	SPS	2:50.369	2:50.563	(11)	
15	9 A.GORE	49.509	85 S.RATCLIFF	1:16.881	66 P.MANDELÍK	44.216	15	65 Datum Motorsport	PRO	2:50.373	2:50.952	(16)	
16	65 L.MAZZA	49.564	116 F.HETHERINGTON	1:17.081	47 A.BALL	44.235	16	9 findmeagift.com	PRO	2:50.641	2:50.820	(14)	
17	11 J.MCINULTY	49.717	89 M.FRIED	1:17.323	77 M.MILLER	44.283	17	89 Exponex s.r.o.	INV	2:50.850	2:51.739	(18)	
18	89 M.FRIED	49.741	12 S.WALPOLE	1:17.683	9 A.GORE	44.357	18	11 AbleCare	PRO	2:50.869	2:51.349	(17)	
19	47 A.BALL	49.913	10 D.ALEXANDER	1:17.701	11 J.MCINULTY	44.400	19	47 Applecado.co.uk	PRO	2:51.864	2:52.822	(19)	
20	116 F.HETHERINGTON	50.157	47 A.BALL	1:17.716	12 S.WALPOLE	44.692	20	116 EMH Motorsport	PRO	2:52.091	2:52.925	(20)	
21	10 D.ALEXANDER	50.840	54 S.OAKLEY	1:18.148	116 F.HETHERINGTON	44.853	21	10 Densy Developments Ltd	PRO	2:53.603	2:54.067	(22)	
22	54 S.OAKLEY	51.236	71 D.CAMPBELL	1:18.165	10 D.ALEXANDER	45.062	22	12 www.plant-tech.co.uk	PRO	2:53.662	2:53.894	(21)	
23	12 S.WALPOLE	51.287	77 M.MILLER	1:18.764	54 S.OAKLEY	45.651	23	54 SO Motorsport & Stratton Quickfit	PRO	2:55.035	2:55.543	(23)	
24	111 M.NOAKES	51.878	111 M.NOAKES	1:19.709	111 M.NOAKES	46.063	24	111 Mission Motorsport	PRO	2:57.650	2:58.438	(24)	
25	90 P.MANSFIELD	53.349	88 P.KREJČI	1:21.811	90 P.MANSFIELD	46.651	25	90	PRO	3:02.220	3:03.507	(25)	
26	88 P.KREJČI	55.299	90 P.MANSFIELD	1:22.220	88 P.KREJČI	48.485	26	88 Exponex s.r.o.	PRO	3:05.595	3:06.212	(26)	




LOTUS CUP UK - LOTUS ELISE TROPHY
SPA EURO RACE
RACE 1

Analysis by lap

Lapped

Nr	Lap Time	Gap	Nr	Lap Time	Gap	Nr	Lap Time	Gap	Nr	Lap Time	Gap	Nr	Lap Time	Gap
65	2:52.531	1 Lap												
89	2:52.258	1 Lap												
69	2:40.252	9.050												
15	2:41.472	15.335												
77	2:53.662	1 Lap												
116	2:53.754	1 Lap												
72	2:42.515	29.346												
47	2:57.190	1 Lap												
44	2:42.824	49.506												
54	2:58.045	1 Lap												
10	2:56.727	1 Lap												
12	3:09.639	1 Lap												
39	2:44.683	1:15.562												
24	2:45.389	1:35.510												
7	2:45.736	1:36.615												
111	3:03.868	1 Lap												
66	2:53.965	2:53.442												
88	3:07.979	1 Lap												



LOTUS CUP UK - LOTUS ELISE TROPHY


SPA EURO RACE

RACE 1

Analysis

■ Personal Best
 ■ Session Best
 ■ Crossing the finish line in pit lane

Lap	D	Time	Sector 1	Sector 2	Sector 3	Kph	Elapsed	Lap	D	Time	Sector 1	Sector 2	Sector 3	Kph	Elapsed
7	AbleCareGroup.com 1.David MCNULTY LOTUS EXIGE V6 CUPR SPS							11	1	2:52.166	50.589	1:17.004	44.573	91.0	31:56.555
1	1	2:53.708	51.968	1:18.242	43.498	90.2	2:53.708								
2	1	2:47.823	48.174	1:16.842	42.807	93.3	5:41.531								
3	1	2:48.056	48.793	1:16.037	43.226	93.2	8:29.587								
4	1	2:47.188	48.286	1:15.914	42.988	93.7	11:16.775								
5	1	2:46.703	48.198	1:15.807	42.698	94.0	14:03.478								
6	1	2:46.259	47.787	1:16.019	42.453	94.2	16:49.737								
7	1	2:46.358	47.869	1:16.181	42.308	94.1	19:36.095								
8	1	2:46.246	47.463	1:15.722	43.061	94.2	22:22.341								
9	1	2:45.607	47.478	1:15.199	42.930	94.6	25:07.948								
10	1	2:46.530	47.869	1:15.317	43.344	94.0	27:54.478								
11	1	2:46.936	48.853	1:15.334	42.749	93.8	30:41.414								
12	1	2:45.736	47.620	1:15.415	42.701	94.5	33:27.150								
9	findmeagift.com 1.Adam GORE LOTUS ELISE S2 PRO							11	1	2:52.166	50.589	1:17.004	44.573	91.0	31:56.555
1	1	3:08.739	1:07.132	1:16.840	44.767	83.0	3:08.739								
2	1	2:53.391	50.176	1:17.790	45.425	90.3	6:02.130								
3	1	2:51.967	50.187	1:16.952	44.828	91.0	8:54.097								
4	1	2:53.550	50.567	1:17.732	45.251	90.2	11:47.647								
5	1	2:53.118	50.288	1:17.889	44.941	90.4	14:40.765								
6	1	2:50.820	49.587	1:16.775	44.458	91.7	17:31.585								
7	1	2:51.390	49.681	1:17.270	44.439	91.4	20:22.975								
8	1	2:51.230	49.807	1:17.066	44.357	91.5	23:14.205								
9	1	2:51.035	49.509	1:17.086	44.440	91.5	26:05.240								
10	1	2:55.488	50.084	1:18.286	47.118	89.2	29:00.728								
11	1	2:53.189	50.200	1:17.511	45.478	90.4	31:53.917								
10	Densy Developments Ltd 1.David ALEXANDER LOTUS ELISE S1 PRO							11	1	2:52.166	50.589	1:17.004	44.573	91.0	31:56.555
1	1	3:17.597	1:12.140	1:19.262	46.195	79.2	3:17.597								
2	1	2:55.441	51.750	1:18.625	45.066	89.2	6:13.038								
3	1	2:54.704	51.141	1:18.323	45.240	89.6	9:07.742								
4	1	2:54.619	51.315	1:18.066	45.238	89.7	12:02.361								
5	1	2:54.602	51.122	1:18.418	45.062	89.7	14:56.963								
6	1	2:54.067	50.840	1:17.701	45.526	90.0	17:51.030								
7	1	2:57.171	51.740	1:19.302	46.129	88.4	20:48.201								
8	1	2:58.187	52.272	1:20.066	45.849	87.9	23:46.388								
9	1	2:56.379	51.378	1:18.921	46.080	88.8	26:42.767								
10	1	3:11.614	51.687	1:33.821	46.106	81.7	29:54.381								
11	1	2:56.727	51.948	1:18.796	45.983	88.6	32:51.108								
12	www.plant-tech.co.uk 1.Seth WALPOLE LOTUS ELISE 111R PRO							11	1	2:52.166	50.589	1:17.004	44.573	91.0	31:56.555
1	1	3:18.117	1:12.892	1:18.998	46.227	79.1	3:18.117								
2	1	2:55.328	52.536	1:18.032	44.760	89.3	6:13.445								
3	1	2:55.187	52.315	1:18.179	44.693	89.4	9:08.632								
4	1	2:56.754	51.434	1:18.388	46.932	88.6	12:05.386								
5	1	2:59.346	53.273	1:19.435	46.638	87.3	15:04.732								
6	1	2:54.824	51.719	1:17.937	45.168	89.6	17:59.556								
7	1	2:54.616	51.499	1:18.425	44.692	89.7	20:54.172								
8	1	2:53.894	51.287	1:17.683	44.924	90.0	23:48.066								
9	1	2:55.519	51.341	1:18.394	45.784	89.2	26:43.585								
10	1	3:07.784	B	51.354	1:20.382	56.048	83.4	29:51.369							
11	1	3:09.639	1:03.612	1:19.660	46.367	82.6	33:01.008								
15	www.track-club.com 1.Adam KNIGHT 2.- LOTUS EXIGE V6 CUPR SPS							11	1	2:52.166	50.589	1:17.004	44.573	91.0	31:56.555
1	1	2:42.988	48.394	1:13.669	40.925	96.1	2:42.988								
2	1	2:40.621	45.488	1:13.760	41.373	97.5	5:23.609								
3	1	2:39.631	45.036	1:13.449	41.146	98.1	8:03.240								
4	1	2:39.334	45.053	1:13.044	41.237	98.3	10:42.574								
5	1	2:39.532	45.120	1:13.228	41.184	98.2	13:22.106								
6	1	2:40.070	45.285	1:13.253	41.532	97.8	16:02.176								
7	1	2:39.885	45.026	1:13.806	41.053	97.9	18:42.061								
8	1	2:39.508	45.106	1:13.402	41.000	98.2	21:21.569								
9	1	2:39.222	44.880	1:13.132	41.210	98.4	24:00.791								
10	1	2:40.681	45.195	1:13.607	41.879	97.4	26:41.472								
11	1	2:42.926	45.055	1:15.165	42.706	96.1	29:24.398								
12	1	2:41.472	45.006	1:14.442	42.024	97.0	32:05.870								
24	Poolcare Leisure 1.Ian FENWICK EXIGE S1 HONDA SPS							11	1	2:52.166	50.589	1:17.004	44.573	91.0	31:56.555
1	1	2:51.240	51.289	1:16.996	42.955	91.4	2:51.240								
2	1	2:47.839	47.712	1:17.423	42.704	93.3	5:39.079								
3	1	2:47.448	47.812	1:16.704	42.932	93.5	8:26.527								
4	1	2:47.631	48.413	1:16.645	42.573	93.4	11:14.158								
5	1	2:48.169	47.797	1:17.457	42.915	93.1	14:02.327								
6	1	2:46.844	47.998	1:16.386	42.460	93.8	16:49.171								
7	1	2:46.489	47.983	1:16.054	42.452	94.0	19:35.660								
8	1	2:47.530	47.616	1:17.170	42.744	93.5	22:23.190								
9	1	2:46.090	47.771	1:15.981	42.338	94.3	25:09.280								
10	1	2:45.542	47.144	1:16.143	42.255	94.6	27:54.822								
11	1	2:45.834	47.871	1:15.393	42.570	94.4	30:40.656								
12	1	2:45.389	47.475	1:15.598	42.316	94.7	33:26.045								
29	Peoplesource 1.Jason BAKER ELISE S2 HONDA SPS							11	1	2:52.166	50.589	1:17.004	44.573	91.0	31:56.555
1	1	2:43.530	49.010	1:13.422	41.098	95.8	2:43.530								
2	1	2:40.536	45.855	1:13.069	41.612	97.6	5:24.066								
3	1	2:40.134	45.860	1:12.622	41.652	97.8	8:04.200								
4	1	2:39.477	45.801	1:12.555	41.121	98.2	10:43.677								
39	Datum Motorsport 1.Simon DEACON LOTUS 2-ELEVEN SPS							11	1	2:52.166	50.589	1:17.004	44.573	91.0	31:56.555
1	1	3:12.119	1:09.779	1:17.061	45.279	81.5	3:12.119								
2	1	2:52.202	50.980	1:16.752	44.470	90.9	6:04.321								
3	1	2:52.214	50.338	1:17.289	44.587	90.9	8:56.535								
4	1	2:51.420	50.010	1:16.931	44.479	91.4	11:47.955								
5	1	2:53.381	50.202	1:18.358	44.821	90.3	14:41.336								
6	1	2:54.153	50.155	1:19.289	44.709	89.9	17:35.489								
7	1	2:52.986	51.013	1:17.110	44.863	90.5	20:28.475								
8	1	2:51.689	50.245	1:17.044	44.400	91.2	23:20.164								
9	1	2:51.349	49.717	1:17.148	44.484	91.4	26:11.513								
10	1	2:52.876	50.561	1:17.367	44.948	90.6	29:04.389								




LOTUS CUP UK - LOTUS ELISE TROPHY

SPA EURO RACE

RACE 1

Analysis

Lap	D	Time	Sector 1	Sector 2	Sector 3	Kph	Elapsed	Lap	D	Time	Sector 1	Sector 2	Sector 3	Kph	Elapsed
44 SpeedLogic Motorsport EXIGE S1 HONDA SPS 1. Andrew WRIGHT															
1	1	2:50.121	50.408	1:17.297	42.416	92.0	2:50.121								
2	1	2:45.971	47.464	1:16.338	42.169	94.3	5:36.092								
3	1	2:44.960	47.121	1:15.721	42.118	95.0	8:21.052								
4	1	2:45.479	47.042	1:16.170	42.267	94.6	11:06.531								
5	1	2:45.463	47.175	1:16.235	42.053	94.6	13:51.994								
6	1	2:45.785	46.965	1:15.827	42.993	94.5	16:37.779								
7	1	2:45.336	47.105	1:15.731	42.500	94.7	19:23.115								
8	1	2:44.597	46.463	1:15.873	42.261	95.1	22:07.712								
9	1	2:44.290	46.700	1:15.507	42.083	95.3	24:52.002								
10	1	2:44.890	46.694	1:16.058	42.138	95.0	27:36.892								
11	1	2:44.522	46.534	1:15.658	42.330	95.2	30:21.414								
12	1	2:44.683	46.952	1:15.598	42.133	95.1	33:06.097								
47 Appledo.co.uk LOTUS ELISE S1 PRO 1. Alex BALL															
1	1	3:16.055	1:11.263	1:18.485	46.307	79.9	3:16.055								
2	1	2:55.447	50.945	1:19.600	44.902	89.2	6:11.502								
3	1	2:54.259	50.982	1:18.401	44.876	89.9	9:05.761								
4	1	2:54.095	50.929	1:18.431	44.735	89.9	11:59.856								
5	1	2:55.637	51.412	1:19.031	45.194	89.2	14:55.493								
6	1	2:52.877	50.727	1:17.915	44.235	90.6	17:48.370								
7	1	2:52.822	50.610	1:17.716	44.496	90.6	20:41.192								
8	1	2:56.486	53.164	1:18.576	44.746	88.7	23:37.678								
9	1	2:53.006	50.024	1:18.045	44.937	90.5	26:30.684								
10	1	2:54.200	49.913	1:18.694	45.593	89.9	29:24.884								
11	1	2:57.190	50.042	1:17.896	49.252	88.4	32:22.074								
54 SO Motorsport & Stratton Quickfit LOTUS ELISE S2 PRO 1. Simon OAKLEY															
1	1	3:15.534	1:10.502	1:18.408	46.624	80.1	3:15.534								
2	1	2:57.051	51.453	1:19.947	45.651	88.4	6:12.585								
3	1	2:55.543	51.236	1:18.148	46.159	89.2	9:08.128								
4	1	2:57.037	51.492	1:18.574	46.971	88.4	12:05.165								
5	1	2:59.871	53.219	1:19.330	47.322	87.1	15:05.036								
6	1	2:56.665	51.801	1:19.062	45.802	88.6	18:01.701								
7	1	2:57.069	51.834	1:18.669	46.566	88.4	20:58.770								
8	1	2:57.472	51.766	1:19.560	46.146	88.2	23:56.242								
9	1	2:56.864	51.665	1:18.905	46.294	88.6	26:53.106								
10	1	2:57.703	52.113	1:19.194	46.396	88.1	29:50.809								
11	1	2:58.045	51.692	1:19.431	46.922	87.9	32:48.854								
64 www.track-club.com LOTUS EXIGE V6 CUPR 1. Adam MACKAY															
1	1	2:40.729	46.662	1:13.203	40.864	97.4	2:40.729								
2	1	2:38.322	44.833	1:12.931	40.558	98.9	5:19.051								
3	1	2:38.637	45.218	1:12.675	40.744	98.7	7:57.688								
4	1	2:37.702	44.525	1:12.661	40.516	99.3	10:35.390								
5	1	2:38.195	44.580	1:13.057	40.558	99.0	13:13.585								
6	1	2:39.285	44.620	1:13.417	41.248	98.3	15:52.870								
7	1	2:38.691	44.581	1:13.390	40.720	98.7	18:31.561								
8	1	2:38.535	44.544	1:13.527	40.464	98.7	21:10.096								
9	1	2:38.562	44.511	1:13.613	40.438	98.7	23:48.658								
10	1	2:40.419	44.658	1:13.587	42.174	97.6	26:29.077								
11	1	2:38.997	44.680	1:13.646	40.671	98.5	29:08.074								
12	1	2:42.461	46.024	1:14.528	41.909	96.4	31:50.535								
65 Datum Motorsport LOTUS ELISE S2 PRO 1. John LAMASTER 2. Luigi MAZZA															
1	2	3:11.539	1:09.147	1:17.480	44.912	81.7	3:11.539								
2	2	2:52.459	50.195	1:17.602	44.662	90.8	6:03.998								
3	2	2:56.390	50.722	1:20.720	44.948	88.7	9:00.388								
4	2	2:51.232	50.092	1:16.778	44.362	91.5	11:51.620								
5	2	2:50.952	49.968	1:16.729	44.255	91.6	14:42.572								
6	2	2:53.078	50.068	1:18.493	44.517	90.5	17:35.650								
7	2	2:53.861	51.117	1:18.085	44.659	90.0	20:29.511								
8	2	2:51.209	49.650	1:17.479	44.080	91.5	23:20.720								
9	2	2:51.093	49.564	1:17.145	44.384	91.5	26:11.813								
10	2	2:53.718	50.488	1:18.522	44.708	90.1	29:05.531								
11	2	2:52.531	50.258	1:17.631	44.642	90.7	31:58.062								
66 DATASYS LOTUS EXIGE INV 1. Petr MANDELÍK															
1	1	2:58.466	55.512	1:18.656	44.298	87.7	2:58.466								
2	1	2:58.187	52.638	1:19.796	45.753	87.9	5:56.653								
3	1	2:57.548	52.916	1:17.979	46.653	88.2	8:54.201								
4	1	2:52.315	50.515	1:17.003	44.797	90.9	11:46.516								
5	1	2:53.806	50.530	1:17.592	45.684	90.1	14:40.322								
6	1	2:50.633	49.402	1:16.039	45.192	91.8	17:30.955								
7	1	2:50.737	49.650	1:16.347	44.740	91.7	20:21.692								
8	1	2:51.262	49.845	1:17.075	44.342	91.4	23:12.954								
9	1	2:52.090	49.483	1:17.754	44.853	91.0	26:05.044								
10	1	2:53.352	49.445	1:18.695	45.212	90.4	28:58.396								
11	1	2:51.616	49.766	1:17.634	44.216	91.2	31:50.012								
12	1	2:53.965	50.600	1:18.475	44.890	90.0	34:43.977								
69 Perrys LOTUS 2-ELEVEN SPS 1. Ryan SAVAGE															
1	1	2:41.349	46.819	1:13.763	40.767	97.1	2:41.349								
2	1	2:39.246	45.614	1:12.792	40.840	98.3	5:20.595								
3	1	2:38.896	45.711	1:12.764	40.421	98.6	7:59.491								
4	1	2:39.758	45.710	1:13.146	40.902	98.0	10:39.249								
5	1	2:39.330	45.745	1:12.872	40.713	98.3	13:18.579								
6	1	2:39.776	46.271	1:12.767	40.738	98.0	15:58.355								
7	1	2:41.751	47.643	1:13.035	41.073	96.8	18:40.106								
8	1	2:39.032	45.887	1:12.654	40.491	98.4	21:19.138								
9	1	2:39.906	46.546	1:12.914	40.446	97.9	23:59.044								



LOTUS CUP UK - LOTUS ELISE TROPHY


SPA EURO RACE

RACE 1

Analysis

■ Personal Best
 ■ Session Best
 ■ Crossing the finish line in pit lane

Lap	D	Time	Sector 1	Sector 2	Sector 3	Kph	Elapsed	Lap	D	Time	Sector 1	Sector 2	Sector 3	Kph	Elapsed							
10	1	2:40.047	45.675	1:13.098	41.274	97.8	26:39.091	1	1	3:09.610	1:07.191	1:17.843	44.576	82.6	3:09.610							
11	1	2:40.242	45.496	1:13.527	41.219	97.8	29:19.333	2	1	2:53.029	49.800	1:17.974	45.255	90.5	6:02.639							
12	1	2:40.252	45.634	1:13.457	41.161	97.7	31:59.585	3	1	2:55.586	52.085	1:19.052	44.449	89.2	8:58.225							
71 www.track-club.com LOTUS EXIGE V6 CUPR 1. Douglas CAMPBELL SPS								4								1	2:52.169	50.822	1:17.050	44.297	90.9	11:50.394
1 1 2:58.845 51.453 1:20.411 46.981 87.6 2:58.845 2 1 2:58.475 50.023 1:21.658 46.794 87.7 5:57.320 3 1 2:54.966 49.968 1:19.959 45.039 89.5 8:52.286 4 1 2:54.079 48.371 1:19.777 45.931 89.9 11:46.365 5 1 2:52.990 48.590 1:19.309 45.091 90.5 14:39.355 6 1 2:50.753 47.954 1:18.165 44.634 91.7 17:30.108 7 1 2:50.838 47.841 1:18.639 44.358 91.7 20:20.946 8 1 2:51.280 48.802 1:18.434 44.044 91.4 23:12.226 9 1 2:51.912 48.287 1:19.223 44.402 91.1 26:04.138 10 1 2:56.089 48.635 1:20.532 46.922 88.9 29:00.227 11 1 2:55.031 50.828 1:19.833 44.370 89.5 31:55.258								5								1	2:51.206	49.910	1:16.881	44.415	91.5	14:41.600
72 www.track-club.com LOTUS EXIGE V6 CUPR 1. Adam BALON SPS								6								1	2:53.863	50.552	1:18.115	45.196	90.0	17:35.463
1 1 2:44.686 49.221 1:14.326 41.139 95.1 2:44.686 2 1 2:39.937 45.246 1:13.550 41.141 97.9 5:24.623 3 1 2:42.870 46.879 1:14.516 41.475 96.1 8:07.493 4 1 2:40.318 45.484 1:13.662 41.172 97.7 10:47.811 5 1 2:41.167 45.776 1:14.008 41.383 97.1 13:28.978 6 1 2:40.458 45.315 1:13.667 41.476 97.6 16:09.436 7 1 2:41.415 45.707 1:14.333 41.375 97.0 18:50.851 8 1 2:40.699 45.412 1:13.832 41.455 97.4 21:31.550 9 1 2:40.735 45.256 1:13.791 41.688 97.4 24:12.285 10 1 2:43.452 45.468 1:16.794 41.190 95.8 26:55.737 11 1 2:41.629 45.626 1:14.292 41.711 96.9 29:37.366 12 1 2:42.515 45.845 1:14.824 41.846 96.3 32:19.881								7								1	2:53.405	51.126	1:17.946	44.333	90.3	20:28.868
77 www.track-club.com LOTUS EXIGE V6 CUPR 1. Marcus MILLER SPS 2. Philip BRITTEN								8								1	2:52.489	50.093	1:18.336	44.060	90.8	23:21.357
1 1 3:03.458 52.985 1:23.393 47.080 85.3 3:03.458 2 1 2:59.481 49.206 1:22.840 47.435 87.3 6:02.939 3 1 2:58.927 49.998 1:22.815 46.114 87.5 9:01.866 4 1 2:56.596 49.046 1:21.751 45.799 88.7 11:58.462 5 1 2:55.357 49.252 1:20.589 45.516 89.3 14:53.819 6 1 2:52.111 48.188 1:19.568 44.355 91.0 17:45.930 7 1 2:52.370 47.322 1:19.520 45.528 90.9 20:38.300 8 1 2:51.963 48.459 1:18.974 44.530 91.0 23:30.263 9 1 2:50.563 47.331 1:18.764 44.468 91.8 26:20.826 10 1 2:52.464 47.809 1:20.372 44.283 90.8 29:13.290 11 1 2:53.662 47.723 1:19.339 46.600 90.2 32:06.952								9								1	2:50.886	49.416	1:17.197	44.273	91.6	26:12.243
80 www.track-club.com LOTUS 2-ELEVEN 1. Steven TRAIN SPS								10								1	2:53.014	50.054	1:18.256	44.704	90.5	29:05.257
1 1 2:46.374 49.433 1:15.181 41.760 94.1 2:46.374 2 1 2:42.895 46.535 1:14.553 41.807 96.1 5:29.269 3 1 2:59.783B 46.921 1:17.724 55.138 87.1 8:29.052								11								1	2:52.382	49.849	1:18.002	44.531	90.9	31:57.639
85 www.track-club.com LOTUS ELISE CUP R 1. Stuart RATCLIFF PRO								11								1	3:08.073	1:16.907	1:22.611	48.758	75.2	3:28.276
1 1 2:58.845 51.453 1:20.411 46.981 87.6 2:58.845 2 1 2:58.475 50.023 1:21.658 46.794 87.7 5:57.320 3 1 2:54.966 49.968 1:19.959 45.039 89.5 8:52.286 4 1 2:54.079 48.371 1:19.777 45.931 89.9 11:46.365 5 1 2:52.990 48.590 1:19.309 45.091 90.5 14:39.355 6 1 2:50.753 47.954 1:18.165 44.634 91.7 17:30.108 7 1 2:50.838 47.841 1:18.639 44.358 91.7 20:20.946 8 1 2:51.280 48.802 1:18.434 44.044 91.4 23:12.226 9 1 2:51.912 48.287 1:19.223 44.402 91.1 26:04.138 10 1 2:56.089 48.635 1:20.532 46.922 88.9 29:00.227 11 1 2:55.031 50.828 1:19.833 44.370 89.5 31:55.258								12								1	3:06.407	55.379	1:22.543	48.485	84.0	9:42.756
88 www.track-club.com LOTUS ELISE 1. Petr KREJCI PRO 2. Marek FRIED								13								1	3:06.212	55.560	1:21.811	48.841	84.1	12:48.968
1 1 3:08.073 1:16.907 1:22.611 48.758 75.2 3:28.276 2 1 3:08.073 55.299 1:23.685 49.089 83.3 6:36.349 3 1 3:06.407 55.379 1:22.543 48.485 84.0 9:42.756 4 1 3:06.212 55.560 1:21.811 48.841 84.1 12:48.968 5 1 3:08.350 55.605 1:22.469 50.276 83.2 15:57.318 6 1 3:07.663 56.540 1:22.031 49.092 83.5 19:04.981 7 1 3:07.087 55.813 1:22.349 48.925 83.7 22:12.068 8 1 3:09.131 55.665 1:24.477 48.989 82.8 25:21.199 9 1 3:07.648 55.460 1:22.776 49.412 83.5 28:28.847 10 1 3:08.964 55.815 1:23.269 49.880 82.8 31:37.811 11 1 3:07.979 55.476 1:22.913 49.590 83.3 34:45.790								14								1	3:00.912	56.605	1:19.404	44.903	86.6	3:00.912
89 www.track-club.com LOTUS EXIGE 1. Marek FRIED INV 2. Petr KREJCI								15								1	2:57.924	50.168	1:20.053	47.703	88.0	5:58.836
1 1 3:00.912 56.605 1:19.404 44.903 86.6 3:00.912 2 1 2:57.924 50.168 1:20.053 47.703 88.0 5:58.836 3 1 2:54.273 50.471 1:18.457 45.345 89.9 8:53.109 4 1 2:54.068 50.170 1:17.393 46.505 90.0 11:47.177 5 1 2:54.029 50.457 1:17.323 46.249 90.0 14:41.206 6 1 2:55.862 50.397 1:20.137 45.328 89.1 17:37.068 7 1 2:53.155 50.224 1:18.600 44.331 90.4 20:30.223 8 1 2:53.275 50.020 1:18.799 44.456 90.4 23:23.498 9 1 2:51.739 49.906 1:18.047 43.786 91.2 26:15.237 10 1 2:51.829 49.741 1:17.430 44.658 91.1 29:07.066 11 1 2:52.258 50.672 1:17.509 44.077 90.9 31:59.324								16								1	3:08.276	1:16.907	1:22.611	48.758	75.2	3:28.276
90 www.track-club.com Lotus Elise 1. Peter MANSFIELD PRO								17								1	3:08.073	1:16.907	1:22.611	48.758	75.2	3:28.276
1 1 3:28.625 1:15.958 1:23.079 49.588 75.1 3:28.625 2 1 3:07.200 54.193 1:25.185 47.822 83.6 6:35.825 3 1 3:05.070 54.282 1:23.472 47.316 84.6 9:40.895 4 1 3:03.507 54.139 1:22.717 46.651 85.3 12:44.402								18								1	2:58.275	50.224	1:18.799	44.456	90.4	23:23.498
91 www.track-club.com Lotus Elise S2 1. Matt NOAKES PRO 2. Russ ANDERSON								19								1	2:51.829	49.741	1:17.430	44.658	91.1	29:07.066
1 1 3:21.923 1:13.129 1:21.278 47.516 77.6 3:21.923 2 1 2:59.918 52.190 1:21.201 46.527 87.0 6:21.841 3 1 2:59.603 52.144 1:20.722 46.737 87.2 9:21.444 4 1 2:58.438 52.421 1:19.709 46.308 87.7 12:19.882 5 1 2:58.562 52.181 1:20.055 46.326 87.7 15:18.444 6 1 2:58.685 52.312 1:20.310 46.063 87.6 18:17.129 7 1 3:00.758 54.262 1:20.076 46.420 86.6 21:17.887								20								1	2:52.258	50.672	1:17.509	44.077	90.9	31:59.324
92 www.track-club.com LOTUS 2-ELEVEN 1. Steven TRAIN SPS								21								1	3:08.276	1:16.907	1:22.611	48.758	75.2	3:28.276
1 1 2:46.374 49.433 1:15.181 41.760 94.1 2:46.374 2 1 2:42.895 46.535 1:14.553 41.807 96.1 5:29.269 3 1 2:59.783B 46.921 1:17.724 55.138 87.1 8:29.052								22								1	3:08.073	1:16.907	1:22.611	48.758	75.2	3:28.276
95 www.track-club.com LOTUS ELISE CUP R 1. Stuart RATCLIFF PRO								23								1	3:08.073	1:16.907	1:22.611	48.758	75.2	3:28.276
1 1 2:58.845 51.453 1:20.411 46.981 87.6 2:58.845 2 1 2:58.475 50.023 1:21.658 46.794 87.7 5:57.320 3 1 2:54.966 49.968 1:19.959 45.039 89.5 8:52.286 4 1 2:54.079 48.371 1:19.777 45.931 89.9 11:46.365 5 1 2:52.990 48.590 1:19.309 45.091 90.5 14:39.355 6 1 2:50.753 47.954 1:18.165 44.634 91.7 17:30.108 7 1 2:50.838 47.841 1:18.639 44.358 91.7 20:20.946 8 1 2:51.280 48.802 1:18.434 44.044 91.4 23:12.226 9 1 2:51.912 48.287 1:19.223 44.402 91.1 26:04.138 10 1 2:56.089 48.635 1:20.532 46.922 88.9 29:00.227 11 1 2:55.031 50.828 1:19.833 44.370 89.5 31:55.258								24								1	3:08.073	1:16.907	1:22.611	48.758	75.2	3:28.276
98 www.track-club.com LOTUS ELISE 1. Petr KREJCI PRO 2. Marek FRIED								25								1	3:08.073	1:16.907	1:22.611	48.758	75.2	3:28.276
1 1 3:08.073 1:16.907 1:22.611 48.758 75.2 3:28.276 2 1 3:08.073 55.299 1:23.685 49.089 83.3 6:36.349 3 1 3:06.407 55.379 1:22.543 48.485 84.0 9:42.756 4 1 3:06.212 55.560 1:21.811 48.841 84.1 12:48.968 5 1 3:08.350 55.605 1:22.469 50.276 83.2 15:57.318 6 1 3:07.663 56.540 1:22.031 49.092 83.5 19:04.981 7 1 3:07.087 55.813 1:22.349 48.925 83.7 22:12.068 8 1 3:09.131 55.665 1:24.477 48.989 82.8 25:21.199 9 1 3:07.648 55.460 1:22.776 49.412 83.5 28:28.847 10 1 3:08.964 55.815 1:23.269 49.880 82.8 31:37.811 11 1 3:07.979 55.476 1:22.913 49.590 83.3 34:45.790								26								1	3:08.073	1:16.907	1:22.611	48.758	75.2	3:28.276
99 www.track-club.com LOTUS ELISE 1. Petr KREJCI PRO 2. Marek FRIED								27								1	3:08.073	1:16.907	1:22.611	48.758	75.2	3:28.276
1 1 3:08.073 1:16.907 1:22.611 48.758 75.2 3:28.276 2 1 3:08.073 55.299 1:23.685 49.089 83.3 6:36.349 3 1 3:06.407 55.379 1:22.543 48.485 84.0 9:42.756 4 1 3:06.212 55.560 1:21.811 48.841 84.1 12:48.968 5 1 3:08.350 55.605 1:22.469 50.276 83.2 15:57.318 6 1 3:07.663 56.540 1:22.031 49.092 83.5 19:04.981 7 1 3:07.087 55.813 1:22.349 48.925 83.7 22:12.068 8 1 3:09.131 55.665 1:24.477 48.989 82.8 25:21.199 9 1 3:07.648 55.460 1:22.776 49.412 83.5 28:28.847 10 1 3:08.964 55.815 1:23.269 49.880 82.8 31:37.811 11 1 3:07.979 55.476 1:22.913 49.590 83.3 34:45.790								28								1	3:08.073	1:16.907	1:22.611	48.758		



LOTUS CUP UK - LOTUS ELISE TROPHY

SPA EURO RACE

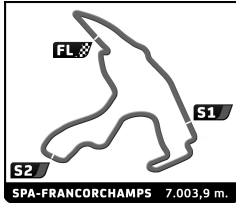
RACE 1

Analysis

■ Personal Best
 ■ Session Best
 ■ Crossing the finish line in pit lane

Lap	D	Time	Sector 1	Sector 2	Sector 3	Kph	Elapsed	Lap	D	Time	Sector 1	Sector 2	Sector 3	Kph	Elapsed
8	1	2:59.666	52.532	1:20.889	46.245	87.1	24:17.553								
9	1	3:06.659	51.878	1:27.408	47.373	83.9	27:24.212								
10	1	3:00.449	52.507	1:20.479	47.463	86.8	30:24.661								
11	1	3:03.868	53.690	1:21.088	49.090	85.1	33:28.529								

116		EMH Motorsport	LOTUS ELISE S2												
		1.Freddie HETHERINGTON	PRO												
1	1	3:12.432	1:09.937	1:17.642	44.853	81.3	3:12.432								
2	1	2:54.383	50.924	1:18.325	45.134	89.8	6:06.815								
3	1	2:56.227	50.585	1:18.517	47.125	88.9	9:03.042								
4	1	2:53.934	50.396	1:18.014	45.524	90.0	11:56.976								
5	1	2:57.603	51.134	1:20.566	45.903	88.2	14:54.579								
6	1	2:52.925	50.157	1:17.387	45.381	90.5	17:47.504								
7	1	2:53.592	50.816	1:17.081	45.695	90.2	20:41.096								
8	1	2:55.886	53.062	1:17.545	45.279	89.1	23:36.982								
9	1	2:53.146	50.621	1:17.144	45.381	90.4	26:30.128								
10	1	2:53.929	50.502	1:17.971	45.456	90.0	29:24.057								
11	1	2:53.754	50.473	1:17.572	45.709	90.1	32:17.811								



LOTUS CUP UK - LOTUS ELISE TROPHY
SPA EURO RACE
RACE 2 (30')


SPA-FRANCORCHAMPS 7.003,9 m.

Starting Grid

Mark JESSOP	Rob Boston	27	- 19 -		
Petr KREJČÍ	Exponex s.r.o.	88	- 18 -	90	Peter MANSFIELD
Jason MCINULTY	AbleCare	11	- 17 -	9	findmeagift.com Adam GORE
Freddie HETHERINGTON	EMH Motorsport	116	- 16 -	85	www.track-club.com Stuart RATCLIFF
John LAMASTER	Datum Motorsport	65	- 15 -	47	Applecado.co.uk Alex BALL
David ALEXANDER	Densy Developments Ltd	10	- 14 -	54	SO Motorsport & Stratton Quickfit Simon OAKLEY
Matt NOAKES	Mission Motorsport	111	- 13 -	12	www.plant-tech.co.uk Seth WALPOLE
			- 12 -		
			- 11 -		
			- 10 -		
			- 9 -		
			- 8 -		
Jason BAKER	Peoplesource	29	- 7 -	80	Leistung Auto Steven TRAIN
Marek FRIED	Exponex s.r.o.	89	- 6 -	77	Millers Bakery Marcus MILLER
Ryan SAVAGE	Perrys	69	- 5 -	64	www.track-club.com Adam MACKAY
Adam BALON	www.track-club.com	72	- 4 -	15	www.track-club.com Adam KNIGHT
Simon DEACON	Datum Motorsport	39	- 3 -	44	SpeedLogic Motorsport Andrew WRIGHT
David MCNULTY	AbleCareGroup.com	7	- 2 -	24	Poolcare Leisure Ian FENWICK
Douglas CAMPBELL	www.track-club.com	71	- 1 -	66	DATASYS Petr MANDELÍK

Pole

Stewards:	Timekeeper:
-----------	-------------



LOTUS CUP UK - LOTUS ELISE TROPHY

SPA EURO RACE

RACE 2 ((30'))

Final Classification

Drivers	Team	Vehicle	Class	Laps	Total Time	Gap	Kph	Best Lap		
								Lap	Time	Kph
1 64 Adam MACKAY	www.track-club.com	LOTUS EXIGE V6 CUPR	SPS	12	32:39.149	-	154.4	7	2:39.978	157.6
2 69 Ryan SAVAGE	Perrys	LOTUS 2-ELEVEN	SPS	12	32:49.817	+10.668	153.6	7	2:40.189	157.4
3 72 Adam BALON	www.track-club.com	LOTUS EXIGE V6 CUPR	SPS	12	33:06.546	+27.397	152.3	10	2:39.988	157.6
4 15 Adam KNIGHT/-	www.track-club.com	LOTUS EXIGE V6 CUPR	SPS	12	33:24.179	+45.030	151.0	11	2:41.442	156.2
5 7 David MCNULTY	AbleCareGroup.com	LOTUS EXIGE V6 CUPR	SPS	12	33:49.689	+1:10.540	149.1	11	2:45.420	152.4
6 39 Simon DEACON	Datum Motorsport	LOTUS 2-ELEVEN	SPS	12	34:02.022	+1:22.873	148.2	10	2:43.561	154.2
7 44 Andrew WRIGHT	SpeedLogic Motorsport	EXIGE S1 HONDA	SPS	12	34:03.288	+1:24.139	148.1	10	2:43.497	154.2
8 89 Marek FRIED/Petr KREJCI	Exponex s.r.o.	LOTUS EXIGE	INV	12	34:20.201	+1:41.052	146.9	9	2:47.419	150.6
9 77 Marcus MILLER/Philip BRITTEN	Millers Bakery	LOTUS EXIGE V6 CUPR	SPS	12	35:18.234	+2:39.085	142.8	12	2:52.543	146.1
10 66 Petr MANDELÍK	DATASYS	LOTUS EXIGE	INV	12	35:56.883	+3:17.734	140.3	11	2:54.669	144.4
11 47 Alex BALL	Applecado.co.uk	LOTUS ELISE S1	PRO	11	32:45.722	1 Lap	141.1	9	2:53.779	145.1
12 116 Freddie HETHERINGTON	EMH Motorsport	LOTUS ELISE S2	PRO	11	32:51.389	1 Lap	140.7	6	2:54.147	144.8
13 71 Douglas CAMPBELL	www.track-club.com	LOTUS EXIGE V6 CUPR	SPS	11	32:52.830	1 Lap	140.6	11	2:55.118	144.0
14 9 Adam GORE	findmeagift.com	LOTUS ELISE S2	PRO	11	32:56.818	1 Lap	140.3	9	2:53.823	145.1
15 27 Mark JESSOP	Rob Boston	LOTUS ELISE CUP R	PRO	11	33:01.254	1 Lap	140.0	7	2:55.473	143.7
16 85 Stuart RATCLIFF	www.track-club.com	LOTUS ELISE CUP R	PRO	11	33:06.131	1 Lap	139.6	7	2:55.364	143.8
17 65 John LAMASTER/Luigi MAZZA	Datum Motorsport	LOTUS ELISE S2	PRO	11	33:13.269	1 Lap	139.1	6	2:56.611	142.8
18 10 David ALEXANDER	Densy Developments Ltd	LOTUS ELISE S1	PRO	11	34:01.015	1 Lap	135.9	4	2:58.944	140.9
19 54 Simon OAKLEY	SO Motorsport & Stratton Quickfit	LOTUS ELISE S2	PRO	11	34:12.812	1 Lap	135.1	11	3:00.165	140.0
20 88 Petr KREJCI/Marek FRIED	Exponex s.r.o.	LOTUS ELISE	PRO	10	34:01.507	2 Laps	123.5	8	3:18.285	127.2
21 24 Ian FENWICK	Poolcare Leisure	EXIGE S1 HONDA	SPS	9	26:04.894	3 Laps	145.0	4	2:49.759	148.5
22 111 Matt NOAKES/Russ ANDERSON	Mission Motorsport	LOTUS ELISE S2	PRO	9	33:44.414	3 Laps	112.1	8	3:02.957	137.8

Not classified:

12 Seth WALPOLE	www.plant-tech.co.uk	LOTUS ELISE 111R	PRO	7	37:52.254			5	2:56.748	142.7
80 Steven TRAIN	Leistung Auto	LOTUS 2-ELEVEN	SPS	6	18:13.734			3	2:56.964	142.5
90 Peter MANSFIELD		Lotus Elise	PRO	1	39:12.286					

Excluded

11 Jason MCINULTY	AbleCare	LOTUS ELISE S2	PRO	11	32:41.668			9	2:52.905	145.8
-------------------	----------	----------------	-----	----	------------------	--	--	---	-----------------	-------

Not started

29 Jason BAKER	Peoplesource	ELISE S2 HONDA	SPS							
----------------	--------------	----------------	-----	--	--	--	--	--	--	--

Pole Position

D. CAMPBELL			
-------------	--	--	--

Fastest Lap

Lap 7	Adam MACKAY	2:39.978	157.6 Kph
-------	-------------	-----------------	-----------


CAR 11 - EXCLUDED DUE TO STEWARDS DECISION NR.2

Published at:

Track Status:

DRY


Stewards:	Timekeeper:
------------------	--------------------



LOTUS CUP UK - LOTUS ELISE TROPHY
SPA EURO RACE
RACE 2

Lap Chart

		LAP												
Nr	Pos	Pos	1	2	3	4	5	6	7	8	9	10	11	12
71	1	71	64	64	64	64	64	64	64	64	64	64	64	64
66	2	66	69	69	69	69	69	69	69	69	69	69	69	69
7	3	7	71	7	44	72	72	72	72	72	72	72	72	72
24	4	24	7	44	7	44	7	7	15	15	15	15	15	15
39	5	39	39	39	39	7	15	15	7	7	7	7	7	7
44	6	44	24	89	89	39	39	89	89	44	39	39	39	39
72	7	72	44	71	72	24	24	24	44	39	44	44	44	44
15	8	15	89	24	24	15	89	44	39	89	89	89	89	89
69	9	69	77	77	15	89	44	39	24	24	77	77	77	77
64	10	64	80	15	77	77	77	77	77	77	77	66	66	66
89	11	89	66	80	71	71	66	71	66	66	66	11	11	11
77	12	77	47	72	80	66	71	66	71	9	11	47	47	47
29	13	29	65	66	66	80	80	9	9	11	9	116	116	116
80	14	80	15	47	47	47	11	47	47	47	47	71	71	71
111	25	111	85	85	11	11	47	11	116	116	116	9	9	9
12	26	12	72	11	9	9	9	116	11	71	71	27	27	27
10	27	10	11	65	85	116	116	85	85	85	85	85	85	85
54		54	10	9	116	85	85	27	27	27	27	65	65	65
65		65	9	116	27	27	27	80	65	65	65	10	10	10
47		47	116	27	65	65	65	65	10	10	10	54	54	54
116		116	27	10	10	10	12	12	54	54	54	88	88	88
85		85	12	12	12	12	10	10	88	88	88	88	88	88
11		11	88	54	54	54	54	54	111	111	111	111	111	111
9		9	54	88	88	88	88	88	88	88	88	88	88	88
88		88	111	111	111	111	111	111	111	111	111	111	111	111
90		90												
27		27												




LOTUS CUP UK - LOTUS ELISE TROPHY

SPA EURO RACE

RACE 2

Best Sector Times

SECTOR 1			SECTOR 2			SECTOR 3			Pos	Team	Cl	Ideal Lap	Best Lap
Pos	Driver	Time	Driver	Time	Driver	Time							
1	15 A.KNIGHT	45.155	69 R.SAVAGE	1:13.061	69 R.SAVAGE	41.068	1	69 Perrys	SPS	2:39.787	2:40.189	(3)	
2	64 A.MACKAY	45.273	72 A.BALON	1:13.479	72 A.BALON	41.132	2	72 www.track-club.com	SPS	2:39.915	2:39.988	(2)	
3	72 A.BALON	45.304	64 A.MACKAY	1:13.524	64 A.MACKAY	41.181	3	64 www.track-club.com	SPS	2:39.978	2:39.978	(1)	
4	69 R.SAVAGE	45.658	15 A.KNIGHT	1:13.978	15 A.KNIGHT	41.484	4	15 www.track-club.com	SPS	2:40.617	2:41.442	(4)	
5	44 A.WRIGHT	46.106	39 S.DEACON	1:14.938	44 A.WRIGHT	41.712	5	44 SpeedLogic Motorsport	SPS	2:43.158	2:43.497	(5)	
6	39 S.DEACON	46.370	89 M.FRIED	1:14.978	39 S.DEACON	41.888	6	39 Datum Motorsport	SPS	2:43.196	2:43.561	(6)	
7	7 D.MCNULTY	47.323	7 D.MCNULTY	1:15.290	7 D.MCNULTY	42.279	7	7 AbleCareGroup.com	SPS	2:44.892	2:45.420	(7)	
8	24 I.FENWICK	48.023	44 A.WRIGHT	1:15.340	24 I.FENWICK	43.307	8	89 Exponex s.r.o.	INV	2:47.309	2:47.419	(8)	
9	71 D.CAMPBELL	48.359	24 I.FENWICK	1:17.865	89 M.FRIED	43.462	9	24 Poolcare Leisure	SPS	2:49.195	2:49.759	(9)	
10	77 P.BRITTEN	48.419	11 J.MCINULTY	1:18.077	77 P.BRITTEN	43.839	10	11 AbleCare	PRO	2:52.016	2:52.905	(11)	
11	89 M.FRIED	48.869	9 A.GORE	1:18.116	11 J.MCINULTY	44.389	11	77 Millers Bakery	SPS	2:52.280	2:52.543	(10)	
12	47 A.BALL	49.371	116 F.HETHERINGTON	1:18.144	47 A.BALL	44.613	12	116 EMH Motorsport	PRO	2:52.975	2:54.147	(14)	
13	11 J.MCINULTY	49.550	85 S.RATCLIFF	1:18.379	66 P.MANDELÍK	44.728	13	47 Applecado.co.uk	PRO	2:53.054	2:53.779	(12)	
14	116 F.HETHERINGTON	49.865	66 P.MANDELÍK	1:18.443	9 A.GORE	44.932	14	9 findmeagift.com	PRO	2:53.183	2:53.823	(13)	
15	9 A.GORE	50.135	47 A.BALL	1:19.070	116 F.HETHERINGTON	44.966	15	66 DATASYS	INV	2:53.401	2:54.669	(15)	
16	66 P.MANDELÍK	50.230	65 J.LAMASTER	1:19.087	71 D.CAMPBELL	45.254	16	71 www.track-club.com	SPS	2:54.583	2:55.118	(16)	
17	80 S.TRAIN	50.515	27 M.JESSOP	1:19.158	27 M.JESSOP	45.281	17	85 www.track-club.com	PRO	2:54.889	2:55.364	(17)	
18	27 M.JESSOP	50.571	12 S.WALPOLE	1:19.333	85 S.RATCLIFF	45.485	18	27 Rob Boston	PRO	2:55.010	2:55.473	(18)	
19	85 S.RATCLIFF	51.025	80 S.TRAIN	1:19.496	12 S.WALPOLE	45.518	19	12 www.plant-tech.co.uk	PRO	2:56.125	2:56.748	(20)	
20	12 S.WALPOLE	51.274	77 P.BRITTEN	1:20.022	65 J.LAMASTER	45.795	20	80 Leistung Auto	SPS	2:56.214	2:56.964	(21)	
21	65 J.LAMASTER	51.422	54 S.OAKLEY	1:20.428	10 D.ALEXANDER	46.074	21	65 Datum Motorsport	PRO	2:56.304	2:56.611	(19)	
22	10 D.ALEXANDER	51.654	10 D.ALEXANDER	1:20.719	80 S.TRAIN	46.203	22	10 Densy Developments Ltd	PRO	2:58.447	2:58.944	(22)	
23	54 S.OAKLEY	52.207	71 D.CAMPBELL	1:20.970	54 S.OAKLEY	46.606	23	54 SO Motorsport & Stratton Quickfit	PRO	2:59.241	3:00.165	(23)	
24	111 M.NOAKES	52.331	111 M.NOAKES	1:23.241	111 M.NOAKES	47.363	24	111 Mission Motorsport	PRO	3:02.935	3:02.957	(24)	
25	88 P.KREJČI	57.893	88 P.KREJČI	1:28.547	88 P.KREJČI	50.494	25	88 Exponex s.r.o.	PRO	3:16.934	3:18.285	(25)	



LOTUS CUP UK - LOTUS ELISE TROPHY


SPA EURO RACE

RACE 2

Analysis by lap

Lapped

Nr	Lap Time	Gap	Nr	Lap Time	Gap	Nr	Lap Time	Gap	Nr	Lap Time	Gap	Nr	Lap Time	Gap
Lap 1														
			44	2:50.007	28.696	15	2:43.654	44.976	39	2:46.298	1:14.554	47	2:53.779	2:23.887
			7	2:51.774	29.133	39	2:57.085	52.175	24	2:53.378	1:16.731	116	2:54.522	2:24.833
64	2:53.209		37	2:49.921	31.381	24	2:51.448	52.741	88	3:23.090	1 Lap	71	2:58.628	2:30.762
69	3:03.233	10.024	111	8:52.709	2 Laps	89	2:51.034	53.335	77	2:54.277	1:39.648	85	3:00.484	2:35.191
71	3:04.791	11.582	89	2:50.412	32.275	44	3:08.498	1:01.177	66	2:56.057	1:51.765	27	2:55.801	2:38.489
7	3:04.799	11.590	72	2:45.810	32.373	77	2:55.738	1:10.890	71	2:59.288	1:53.814			
39	3:05.201	11.992	24	2:50.761	34.596	66	2:58.895	1:15.864	9	2:56.041	1:55.336	Lap 10		
24	3:05.974	12.765	15	2:54.239	38.741	71	2:59.951	1:16.226	47	2:55.903	1:55.713	64	2:42.137	
44	3:06.164	12.955	77	2:56.982	41.249	80	2:59.578	1:16.877	116	2:56.319	1:57.085	65	2:58.404	1 Lap
89	3:06.756	13.547	71	2:58.789	42.208	11	2:55.917	1:25.401	11	2:57.024	1:57.223	88	3:18.285	2 Laps
77	3:07.868	14.659	80	2:56.964	43.217	47	2:56.370	1:25.403	85	2:55.364	2:00.644	69	2:41.150	12.903
80	3:08.117	14.908	66	2:54.789	44.424	9	2:54.022	1:26.164	27	2:55.473	2:01.573	111	3:04.314	3 Laps
66	3:08.906	15.697	47	2:57.601	55.525	116	2:54.749	1:27.702	65	3:02.919	2:13.942	72	2:39.988	32.484
47	3:17.337	24.128	11	2:57.331	57.267	85	2:57.151	1:30.688	111	3:06.273	2 Laps	10	3:01.923	1 Lap
65	3:17.833	24.624	9	2:56.793	57.532	111	3:09.490	2 Laps				15	2:41.540	48.917
15	3:18.384	25.175	85	2:58.701	58.427	27	2:56.540	1:31.648	Lap 8			54	3:01.328	1 Lap
85	3:18.434	25.225	116	2:56.856	59.972	65	2:57.724	1:35.495	64	2:41.307		7	2:45.850	1:05.392
72	3:20.093	26.884	27	2:58.254	1:01.734	12	2:56.748	1:37.169	10	3:03.983	1 Lap	39	2:43.561	1:20.324
11	3:20.415	27.206	65	3:01.920	1:02.265	10	3:20.687	2:00.773	69	2:41.649	15.941	44	2:43.497	1:20.984
10	3:20.932	27.723	10	2:58.995	1:04.204	54	3:01.140	2:19.197	54	3:05.260	1 Lap	89	2:48.604	1:29.904
9	3:21.587	28.378	12	2:58.022	1:05.188	Lap 6			72	2:40.800	36.604	77	2:56.226	2:21.127
116	3:21.957	28.748	54	3:01.988	1:38.793	64	2:41.105		15	2:41.993	50.620	66	2:54.685	2:32.139
27	3:22.956	29.747	88	3:24.050	2:15.498	69	2:41.726	15.388	7	2:48.145	58.622	11	2:54.539	2:34.835
12	3:25.937	32.728	Lap 4			72	2:42.182	36.692	44	2:44.281	1:16.667	47	2:55.463	2:37.213
88	3:43.616	50.407	64	2:41.652		7	2:46.525	46.031	39	2:44.190	1:17.437	116	3:00.138	2:42.834
54	3:52.036	58.827	69	2:42.838	14.859	15	2:43.192	47.063	89	2:48.977	1:18.799			
Lap 2			72	2:43.261	33.982	88	3:19.547	1 Lap	24	2:51.215	1:26.639	Lap 11		
64	2:44.972		44	2:47.045	34.089	89	2:49.573	1:01.803	77	2:55.502	1:53.843	64	2:45.193	
69	2:46.866	11.918	7	2:47.303	34.784	24	2:51.695	1:03.331	66	2:55.546	2:06.004	71	2:57.746	1 Lap
7	2:53.531	20.149	39	2:46.771	36.500	44	2:46.143	1:06.215	9	2:57.699	2:11.728	9	3:07.497	1 Lap
44	2:53.496	21.479	24	2:49.759	42.703	39	2:57.164	1:08.234	11	2:56.393	2:12.309	27	2:56.217	1 Lap
39	2:57.230	24.250	15	2:45.643	42.732	77	2:55.564	1:25.349	47	2:58.483	2:12.889	85	3:00.071	1 Lap
89	2:56.078	24.653	89	2:53.088	43.711	71	2:59.383	1:34.504	116	2:57.314	2:13.092	69	2:42.245	9.955
71	2:59.599	26.209	77	2:56.965	56.562	66	3:00.927	1:35.686	71	3:02.408	2:14.915	65	2:58.225	1 Lap
24	2:58.832	26.625	71	2:57.129	57.685	9	2:54.214	1:39.273	88	3:21.548	1 Lap	72	2:41.270	28.561
77	2:57.370	27.057	66	2:55.607	58.379	47	2:55.490	1:39.788	85	2:58.151	2:17.488	88	3:18.695	2 Laps
15	2:47.089	27.292	80	2:57.144	58.709	11	2:55.881	1:40.177	27	3:05.203	2:25.469	111	3:02.957	3 Laps
80	2:59.107	29.043	111	3:13.323	2 Laps	116	2:54.147	1:40.744	65	2:58.350	2:30.985	15	2:41.442	45.166
72	2:47.441	29.353	47	2:56.570	1:10.443	85	2:55.675	1:45.258	Lap 9			10	3:00.956	1 Lap
66	3:01.700	32.425	11	2:55.279	1:10.894	27	2:55.535	1:46.078	64	2:42.781		7	2:45.420	1:05.619
47	3:01.558	40.714	9	2:57.672	1:13.552	80	3:12.824	1:48.596	111	3:05.058	3 Laps	54	3:01.228	1 Lap
85	3:02.263	42.516	116	2:56.043	1:14.363	65	2:56.611	1:51.001	69	2:40.730	13.890	39	2:44.665	1:19.796
11	3:00.492	42.726	85	2:58.172	1:14.947	12	2:57.088	1:53.152	10	3:03.829	1 Lap	44	2:45.953	1:21.744
65	3:03.483	43.135	27	2:56.436	1:16.518	111	3:06.775	2 Laps	72	2:40.810	34.633	89	2:49.330	1:34.041
9	3:00.123	43.529	65	2:58.568	1:19.181	10	3:04.648	2:24.316	54	3:01.339	1 Lap	77	2:53.223	2:29.157
116	3:02.130	45.906	10	2:58.944	1:21.496	54	3:00.262	2:38.354	15	2:41.675	49.514	66	2:54.669	2:41.615
27	3:01.495	46.270	12	2:58.295	1:21.831	Lap 7			7	2:45.838	1:01.679	Lap 12		
10	3:05.248	47.999	54	3:02.326	1:59.467	64	2:39.978		39	2:44.244	1:18.900	64	2:42.615	
12	3:02.200	49.956	Lap 5			69	2:40.189	15.599	44	2:45.738	1:19.624	11	2:55.492	1 Lap
54	3:05.740	1:19.595	64	2:41.410		72	2:40.397	37.111	89	2:47.419	1:23.437	47	2:57.168	1 Lap
88	3:28.803	1:34.238	69	2:41.318	14.767	15	2:42.849	49.934	24	2:51.832	1:35.690	69	2:43.328	10.668
Lap 3			88	3:22.400	1 Lap	7	2:45.731	51.784	77	2:55.976	2:07.038	116	2:57.214	1 Lap
64	2:42.790		72	2:43.043	35.615	89	2:49.304	1:11.129	66	2:56.368	2:19.591	71	2:55.118	1 Lap
69	2:44.545	13.673	7	2:47.237	40.611	44	2:47.456	1:13.693	11	2:52.905	2:22.433	9	2:57.347	1 Lap
									9	2:53.823	2:22.770	27	2:57.344	1 Lap




LOTUS CUP UK - LOTUS ELISE TROPHY
SPA EURO RACE
RACE 2

Analysis by lap

Lapped

Nr	Lap Time	Gap	Nr	Lap Time	Gap	Nr	Lap Time	Gap	Nr	Lap Time	Gap	Nr	Lap Time	Gap
85	3:01.665	1 Lap												
72	2:41.451	27.397												
65	2:59.232	1 Lap												
15	2:42.479	45.030												
111	3:03.515	3 Laps												
7	2:47.536	1:10.540												
10	3:00.870	1 Lap												
88	3:21.473	2 Laps												
39	2:45.692	1:22.873												
44	2:45.010	1:24.139												
54	3:00.165	1 Lap												
89	2:49.626	1:41.052												
77	2:52.543	2:39.085												
66	3:18.734	3:17.734												




LOTUS CUP UK - LOTUS ELISE TROPHY

SPA EURO RACE

RACE 2

Analysis

							■ Personal Best ■ Session Best ■ Crossing the finish line in pit lane								
Lap	D	Time	Sector 1	Sector 2	Sector 3	Kph	Elapsed	Lap	D	Time	Sector 1	Sector 2	Sector 3	Kph	Elapsed
7	AbleCareGroup.com 1. David MCNULTY						LOTUS EXIGE V6 CUPR SPS								
1	1	3:04.799	53.508	1:23.865	47.426	84.7	3:04.799	11	1	2:55.492	51.283	1:18.520	45.689	89.2	32:41.668
2	1	2:53.531	50.462	1:19.741	43.328	90.2	5:58.330	12	1	2:55.492	51.283	1:18.520	45.689	89.2	32:41.668
3	1	2:51.774	48.604	1:19.498	43.672	91.2	8:50.104	1	1	3:25.937	1:08.637	1:26.758	50.542	76.0	3:25.937
4	1	2:47.303	48.133	1:16.803	42.367	93.6	11:37.407	2	1	3:02.200	52.797	1:21.736	47.667	85.9	6:28.137
5	1	2:47.237	48.303	1:15.792	43.142	93.7	14:24.644	3	1	2:58.022	51.854	1:19.960	46.208	87.9	9:26.159
6	1	2:46.525	47.707	1:16.523	42.295	94.0	17:11.169	4	1	2:58.295	51.274	1:21.076	45.945	87.8	12:24.454
7	1	2:45.731	47.393	1:15.702	42.636	94.5	19:56.900	5	1	2:56.748	51.897	1:19.333	45.518	88.6	15:21.202
8	1	2:48.145	49.517	1:15.594	43.034	93.2	22:45.045	6	1	2:57.088	52.074	1:19.391	45.623	88.4	18:18.290
9	1	2:45.838	47.965	1:15.594	42.279	94.4	25:30.883	15	1	www.track-club.com 1. Adam KNIGHT 2.-					
10	1	2:45.850	47.839	1:15.290	42.721	94.4	28:16.733	1	1	3:18.384	1:11.642	1:21.552	45.190	78.9	3:18.384
11	1	2:45.420	47.323	1:15.450	42.647	94.6	31:02.153	2	1	2:47.089	47.824	1:16.770	42.495	93.7	6:05.473
12	1	2:47.536	48.395	1:16.192	42.949	93.5	33:49.689	3	1	2:54.239	50.039	1:20.926	43.274	89.9	8:59.712
9	findmeagift.com 1. Adam GORE						LOTUS ELISE S2 PRO								
1	1	3:21.587	1:07.606	1:25.601	48.380	77.7	3:21.587	4	1	2:45.643	46.457	1:16.608	42.578	94.5	11:45.355
2	1	3:00.123	52.823	1:20.939	46.361	86.9	6:21.710	5	1	2:43.654	46.664	1:14.907	42.083	95.7	14:29.009
3	1	2:56.793	51.970	1:19.352	45.471	88.6	9:18.503	6	1	2:43.192	45.841	1:14.396	42.955	96.0	17:12.201
4	1	2:57.672	52.067	1:20.375	45.230	88.1	12:16.175	7	1	2:42.849	46.077	1:14.725	42.047	96.1	19:55.050
5	1	2:54.022	50.500	1:18.590	44.932	90.0	15:10.197	8	1	2:41.993	45.807	1:14.146	42.040	96.6	22:37.043
6	1	2:54.214	50.860	1:18.116	45.238	89.9	18:04.411	9	1	2:41.675	45.697	1:14.375	41.603	96.9	25:18.718
7	1	2:56.041	50.877	1:19.828	45.336	88.9	21:00.452	10	1	2:41.540	45.155	1:14.246	42.139	96.9	28:00.258
8	1	2:57.699	50.654	1:20.881	46.164	88.1	23:58.151	11	1	2:41.442	45.980	1:13.978	41.484	97.0	30:41.700
9	1	2:53.823	50.135	1:18.530	45.158	90.1	26:51.974	12	1	2:42.479	46.554	1:14.234	41.691	96.4	33:24.179
10	1	3:07.497	50.316	1:30.539	46.642	83.5	29:59.471	24	1	Poolcare Leisure 1. Ian FENWICK					
11	1	2:57.347	51.445	1:19.750	46.152	88.3	32:56.818	1	1	3:05.974	53.029	1:24.827	48.118	84.2	3:05.974
10	Densy Developments Ltd 1. David ALEXANDER						LOTUS ELISE S1 PRO								
1	1	3:20.932	1:06.447	1:25.479	49.006	77.9	3:20.932	2	1	2:58.832	50.081	1:22.576	46.175	87.6	6:04.806
2	1	3:05.248	53.068	1:24.924	47.256	84.5	6:26.180	3	1	2:50.761	48.377	1:17.865	44.519	91.7	8:55.567
3	1	2:58.995	51.905	1:20.867	46.223	87.5	9:25.175	4	1	2:49.759	48.023	1:18.429	43.307	92.2	11:45.326
4	1	2:58.944	51.654	1:21.216	46.074	87.5	12:24.119	5	1	2:51.448	49.368	1:18.751	43.329	91.4	14:36.774
5	1	3:20.687	1:09.830	1:22.906	47.951	78.0	15:44.806	6	1	2:51.695	48.990	1:18.889	43.816	91.2	17:28.469
6	1	3:04.648	53.686	1:23.220	47.742	84.8	18:49.454	7	1	2:53.378	48.833	1:18.980	45.565	90.3	20:21.847
7	1	3:03.983	53.314	1:23.065	47.604	85.1	21:53.437	8	1	2:51.215	48.442	1:19.088	43.685	91.5	23:13.062
8	1	3:03.829	53.392	1:23.233	47.204	85.2	24:57.266	9	1	2:51.832	48.543	1:19.495	43.794	91.1	26:04.894
9	1	3:01.923	53.338	1:21.577	47.008	86.1	27:59.189	27	1	Rob Boston 1. Mark JESSOP					
10	1	3:00.956	52.696	1:21.739	46.521	86.5	31:00.145	1	1	3:22.956	1:08.183	1:26.560	48.213	77.1	3:22.956
11	1	3:00.870	52.822	1:20.719	47.329	86.6	34:01.015	2	1	3:01.495	52.161	1:22.854	46.480	86.3	6:24.451
11	AbleCare 1. Jason MCINULTY						LOTUS ELISE S2 PRO								
1	1	3:20.415	1:07.302	1:24.900	48.213	78.1	3:20.415	3	1	2:58.254	52.572	1:20.063	45.619	87.9	9:22.705
2	1	3:00.492	52.611	1:20.996	46.885	86.8	6:20.907	4	1	2:56.436	51.589	1:19.159	45.688	88.7	12:19.141
3	1	2:57.331	52.633	1:18.966	45.732	88.3	9:18.238	5	1	2:56.540	51.442	1:19.470	45.628	88.7	15:15.681
4	1	2:55.279	52.231	1:18.164	44.884	89.4	12:13.517	6	1	2:55.535	50.571	1:19.158	45.806	89.2	18:11.216
5	1	2:55.917	50.608	1:20.285	45.024	89.0	15:09.434	7	1	2:55.473	50.940	1:19.252	45.281	89.2	21:06.689
6	1	2:55.881	53.053	1:18.077	44.751	89.1	18:05.315	8	1	3:05.203	50.762	1:28.818	45.623	84.5	24:11.892
7	1	2:57.024	50.501	1:21.257	45.266	88.4	21:02.339	9	1	2:55.801	51.047	1:19.339	45.415	89.1	27:07.693
8	1	2:56.393	50.543	1:19.544	46.306	88.7	23:58.732	10	1	2:56.217	50.797	1:19.728	45.692	88.9	30:03.910
9	1	2:52.905	49.550	1:18.966	44.389	90.5	26:51.637	11	1	2:57.344	51.455	1:20.413	45.476	88.3	33:01.254
10	1	2:54.539	50.631	1:19.094	44.814	89.7	29:46.176	39	1	Datum Motorsport 1. Simon DEACON					
								1	1	3:05.201	52.551	1:24.628	48.022	84.5	3:05.201



LOTUS CUP UK - LOTUS ELISE TROPHY


SPA EURO RACE

RACE 2

Analysis

■ Personal Best
 ■ Session Best
 ■ B Crossing the finish line in pit lane

Lap	D	Time	Sector 1	Sector 2	Sector 3	Kph	Elapsed	Lap	D	Time	Sector 1	Sector 2	Sector 3	Kph	Elapsed
44 SpeedLogic Motorsport 1. Andrew WRIGHT EXIGE S1 HONDA SPS															
1	1	3:06.164	54.385	1:23.766	48.013	84.1	3:06.164								
2	1	2:53.496	49.391	1:20.543	43.562	90.2	5:59.660								
3	1	2:50.007	47.264	1:19.018	43.725	92.1	8:49.667								
4	1	2:47.045	47.385	1:16.485	43.175	93.7	11:36.712								
5	1	3:08.498	1:07.422	1:18.094	42.982	83.1	14:45.210								
6	1	2:46.143	47.131	1:16.657	42.355	94.3	17:31.353								
7	1	2:47.456	46.645	1:18.273	42.538	93.5	20:18.809								
8	1	2:44.281	46.644	1:15.810	41.827	95.3	23:03.090								
9	1	2:45.738	47.665	1:16.361	41.712	94.5	25:48.828								
10	1	2:43.497	46.106	1:15.442	41.949	95.8	28:32.325								
11	1	2:45.953	46.308	1:16.585	43.060	94.3	31:18.278								
12	1	2:45.010	46.362	1:15.340	43.308	94.9	34:03.288								
47 Appledaco.co.uk 1. Alex BALL LOTUS ELISE S1 PRO															
1	1	3:17.337	1:05.803	1:24.583	46.951	79.4	3:17.337								
2	1	3:01.558	52.998	1:22.445	46.115	86.3	6:18.895								
3	1	2:57.601	51.723	1:20.420	45.458	88.2	9:16.496								
4	1	2:56.570	51.503	1:19.881	45.186	88.7	12:13.066								
5	1	2:56.370	50.711	1:20.206	45.453	88.8	15:09.436								
6	1	2:55.490	51.807	1:19.070	44.613	89.2	18:04.926								
7	1	2:55.903	50.972	1:20.163	44.768	89.0	21:00.829								
8	1	2:58.483	50.188	1:21.192	47.103	87.7	23:59.312								
9	1	2:53.779	49.473	1:19.626	44.680	90.1	26:53.091								
10	1	2:55.463	49.371	1:20.843	45.249	89.2	29:48.554								
11	1	2:57.168	51.109	1:20.062	45.997	88.4	32:45.722								
54 SO Motorsport & Stratton Quickfit 1. Simon OAKLEY LOTUS ELISE S2 PRO															
1	1	3:52.036	1:07.118	1:26.400	1:18.518	67.5	3:52.036								
2	1	3:05.740	53.908	1:24.199	47.633	84.3	6:57.776								
3	1	3:01.988	52.933	1:22.338	46.717	86.0	9:59.764								
4	1	3:02.326	53.868	1:21.190	47.268	85.9	13:02.090								
5	1	3:01.140	52.693	1:21.566	46.881	86.4	16:03.230								
6	1	3:00.262	52.346	1:21.091	46.825	86.9	19:03.492								
7	1	3:05.260	55.260	1:22.810	47.190	84.5	22:08.752								
8	1	3:01.339	52.832	1:21.901	46.606	86.3	25:10.091								
9	1	3:01.328	52.207	1:21.918	47.203	86.4	28:11.419								
10	1	3:01.228	53.170	1:20.428	47.630	86.4	31:12.647								
11	1	3:00.165	52.585	1:20.878	46.702	86.9	34:12.812								
64 www.track-club.com 1. Adam MACKAY LOTUS EXIGE V6 CUPR SPS															
1	1	2:53.209	52.622	1:18.294	42.293	90.4	2:53.209								
2	1	2:44.972	46.746	1:15.985	42.241	94.9	5:38.181								
3	1	2:42.790	46.180	1:15.004	41.606	96.2	8:20.971								
4	1	2:41.652	45.729	1:14.525	41.398	96.9	11:02.623								
5	1	2:41.410	45.331	1:14.832	41.247	97.0	13:44.033								
6	1	2:41.105	45.517	1:14.260	41.328	97.2	16:25.138								
7	1	2:39.978	45.273	1:13.524	41.181	97.9	19:05.116								
8	1	2:41.307	45.806	1:13.773	41.728	97.1	21:46.423								
9	1	2:42.781	45.546	1:13.959	43.276	96.2	24:29.204								
10	1	2:42.137	46.034	1:13.893	42.210	96.6	27:11.341								
11	1	2:45.193	45.708	1:15.899	43.586	94.8	29:56.534								
12	1	2:42.615	45.407	1:14.459	42.749	96.3	32:39.149								
65 Datum Motorsport 1. John LAMASTER 2. Luigi MAZZA LOTUS ELISE S2 PRO															
1	1	3:17.833	1:05.905	1:24.863	47.065	79.2	3:17.833								
2	1	3:03.483	54.265	1:21.541	47.677	85.3	6:21.316								
3	1	3:01.920	56.107	1:20.018	45.795	86.1	9:23.236								
4	1	2:58.568	52.703	1:19.900	45.965	87.7	12:21.804								
5	1	2:57.724	52.240	1:19.203	46.281	88.1	15:19.528								
6	1	2:56.611	51.422	1:19.087	46.102	88.7	18:16.139								
7	1	3:02.919	51.538	1:23.087	48.294	85.6	21:19.058								
8	1	2:58.350	51.574	1:20.767	46.009	87.8	24:17.408								
9	1	2:58.404	52.413	1:19.293	46.698	87.7	27:15.812								
10	1	2:58.225	52.142	1:19.768	46.315	87.9	30:14.037								
11	1	2:59.232	51.505	1:20.515	47.212	87.4	33:13.269								
66 DATASYS 1. Petr MANDELÍK LOTUS EXIGE INV															
1	1	3:08.906	55.850	1:23.691	49.365	82.9	3:08.906								
2	1	3:01.700	53.772	1:22.534	45.394	86.2	6:10.606								
3	1	2:54.789	51.188	1:18.789	44.812	89.6	9:05.395								
4	1	2:55.607	50.230	1:19.048	46.329	89.2	12:01.002								
5	1	2:58.895	51.218	1:20.954	46.723	87.5	14:59.897								
6	1	3:00.927	52.396	1:21.875	46.656	86.6	18:00.824								
7	1	2:56.057	51.278	1:20.051	44.728	88.9	20:56.881								
8	1	2:55.546	50.704	1:19.596	45.246	89.2	23:52.427								
9	1	2:56.368	50.933	1:19.822	45.613	88.8	26:48.795								
10	1	2:54.685	50.751	1:19.168	44.766	89.6	29:43.480								
11	1	2:54.669	50.683	1:18.443	45.543	89.7	32:38.149								
12	1	3:18.734	58.442	1:28.765	51.527	78.8	35:56.883								
69 Perrys 1. Ryan SAVAGE LOTUS 2-ELEVEN SPS															
1	1	3:03.233	55.648	1:21.970	45.615	85.5	3:03.233								
2	1	2:46.866	47.443	1:16.208	43.215	93.8	5:50.099								
3	1	2:44.545	47.600	1:15.114	41.831	95.1	8:34.644								
4	1	2:42.838	46.878	1:14.073	41.887	96.1	11:17.482								
5	1	2:41.318	46.037	1:14.000	41.281	97.1	13:58.800								
6	1	2:41.726	46.079	1:14.084	41.563	96.8	16:40.526								
7	1	2:40.189	45.817	1:13.061	41.311	97.8	19:20.715								
8	1	2:41.649	45.658	1:14.422	41.569	96.9	22:02.364								
9	1	2:40.730	45.741	1:13.921	41.068	97.4	24:43.094								



LOTUS CUP UK - LOTUS ELISE TROPHY
SPA EURO RACE
RACE 2

Analysis

■ Personal Best
 ■ Session Best
 ■ B Crossing the finish line in pit lane

Lap	D	Time	Sector 1	Sector 2	Sector 3	Kph	Elapsed	Lap	D	Time	Sector 1	Sector 2	Sector 3	Kph	Elapsed
116		EMH Motorsport 1. Freddie HETHERINGTON					LOTUS ELISE S2 PRO								
1	1	3:21.957	1:07.009	1:25.686	49.262	77.5	3:21.957								
2	1	3:02.130	52.085	1:23.252	46.793	85.9	6:24.087								
3	1	2:56.856	51.471	1:19.422	45.963	88.6	9:20.943								
4	1	2:56.043	51.162	1:19.391	45.490	88.9	12:16.986								
5	1	2:54.749	50.297	1:18.751	45.701	89.6	15:11.735								
6	1	2:54.147	51.037	1:18.144	44.966	89.9	18:05.882								
7	1	2:56.319	50.646	1:20.265	45.408	88.8	21:02.201								
8	1	2:57.314	51.033	1:19.345	46.936	88.3	23:59.515								
9	1	2:54.522	49.865	1:18.768	45.889	89.7	26:54.037								
10	1	3:00.138	50.405	1:21.464	48.269	86.9	29:54.175								
11	1	2:57.214	51.332	1:19.496	46.386	88.4	32:51.389								